




DELHI PUBLIC SCHOOL CIVIL LINES, ALIGARH
SESSION – 2022-23
CLASS - NURSERY

SUMMER BREAK

SUMMER HOLIDAY ASSIGNMENT

“HAVE A WONDERFUL AND CHEERFUL VACATION”

“Summers are here so have some fun & get your assignments done”



EVERYDAY ACTIVITIES: -

- **Get up early in the morning & see the rising sun.**
- **Go for a walk on your terrace.**
- **Feel the fresh air & take a deep breath and do breathing exercise.**
- **Water the plants and feed the birds.**

Vacations are great, but assignments can also be fun filled and inspiring, as classes close for summer vacation, we have planned some activities for your child to enhance their learning in a fun filled way and to guide them so that they can complete their assignments and activities independently.

Inculcate following life skills in your child to help him/her become independent: -

- **Button up your shirt.**
- **Turning pages of a book.**
- **Proper toilet training.**
- **Arranging the shoes in the shoe rack.**
- **Zip and unzip your school bag.**
- **Put on your socks and shoes.**
- **Eat your meal on your own.**
- **Squeeze and relax your hand.**
- **Take a dropper, fill it with different colors and squeeze them in a box.**



HOLIDAY ASSIGNMENT

ART INTEGRATED AND PROJECT BASED

CREATIVE DEVELOPMENT: -

➤ Fun with colors....

- Following are the few suggested activities for the children to enjoy their summer holidays using material available at home.
- Dress your child and yourself in a particular color for a day.
- Make any one snack of that color.

1. **Red snack time** – Jam sandwich, strawberry jelly, watermelon & glass of red juice.

2. **Yellow snack time** – Butter bread, lemonade, banana shake, poha.

ENGLISH: -

➤ Swab painting on pictures of standing and sleeping line letters.

MATHEMATICS: -

➤ Observe the mixed numbers & arrange them in their correct sequence and color the blocks with your favorite color.

E.V.S: -

➤ Make a tree with green and brown colored sheets & stick the things that we get from plants available at your home. For example – you can stick a piece of cotton, rice, pulses, wood (pencil peeling/ matchsticks), paper, piece of cloth, fruit/vegetable (using clay molding).







HINDI: -

➤ Learn the story of hare and the tortoise given in the Hindi book and make picture puppets of hare and tortoise using their pictures and ice cream sticks

DELHI PUBLIC SCHOOL CIVIL LINES, ALIGARH
SESSION – 2022-23
CLASS – NURSERY
ENGLISH ASSIGNMENT SHEET

Name _____

Swab painting



DELHI PUBLIC SCHOOL CIVIL LINES, ALIGARH
SESSION – 2022-23
CLASS – NURSERY
MATHEMATICS ASSIGNMENT SHEET

Name _____

Block coloring

4

3

7

9

8

| |
|--|
| |
| |
| |
| |
| |
| |
| |
| |
| |
| |
| |

2

1

5

6

10