

DELHI PUBLIC SCHOOL CIVIL LINES ALIGARH
SECTION 2022-23
CLASS- PREPARATORY

A decorative frame designed to look like a wooden house with a pink scalloped border. The frame is adorned with ladybugs and a row of colorful tulips at the bottom. Inside the frame is a purple rectangular box with a white border, containing the following text:

NAME _____

CLASS _____ SEC _____



DELHI PUBLIC SCHOOL CIVIL LINES ALIGARH
HOLIDAY HOMEWORK 2022-23
CLASS- PREPARATORY

Dear Parents,

We hope the children enjoyed their first spell in school as much as, we enjoyed getting to know them. The school is a second home. Hope our children have started feeling at home in school by now. Summer vacations are just round the corner. To keep our little ones indoors in the sweltering heat we should make them to utilize their time with constructive and creative activities. To keep the child busy with school curriculum and to keep them occupied indoors, some interesting activities have been designed. We hope the children will enjoy it as much as we have enjoyed working it out for them.

PERSONALITY DEVELOPMENT

Inculcate following 'Life skills' in your child to help him/her to become independent.

- Buttoning and unbuttoning the shirt.
- Arranging their toy shelf.
- Sorting and pairing household items.
- Learning to wear shoes and socks.

IMBIBE 'SOCIAL SKILLS'

- Greeting with a smile when someone comes to the house.
- Speaking politely and use magic words.

TO DEVELOP 'FINE MOTOR SKILLS'

Let your child indulge in activities like:

- Mashing potatoes.
- Opening and closing the bottle cap.
- Squeezing bath sponges.
- Watering the plants using spray bottles.

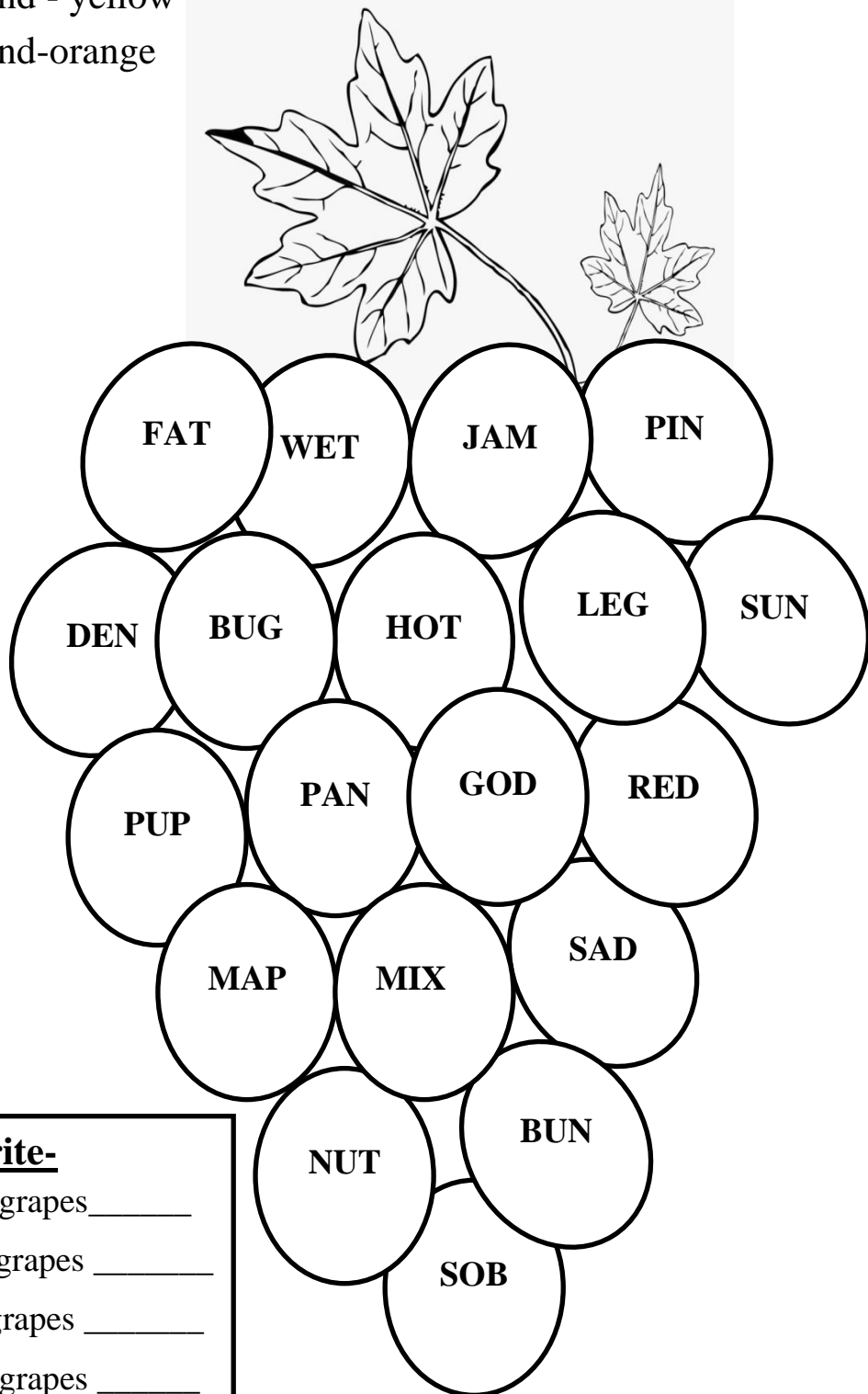
BOOKS CAN BE OUR BEST FRIEND

Reading Time : Reading story books enhances language and vocabulary. Make bed time reading a regular practice with your child (with pictures and large text). After reading stories ask questions like –

- Did you like the story?
- What have you learned from this story?

COLOUR THE GRAPES WITH

- A sound-red
- E sound- green
- I sound –purple
- O sound - yellow
- U sound-orange



Count And Write-

1)No. of A sound grapes _____




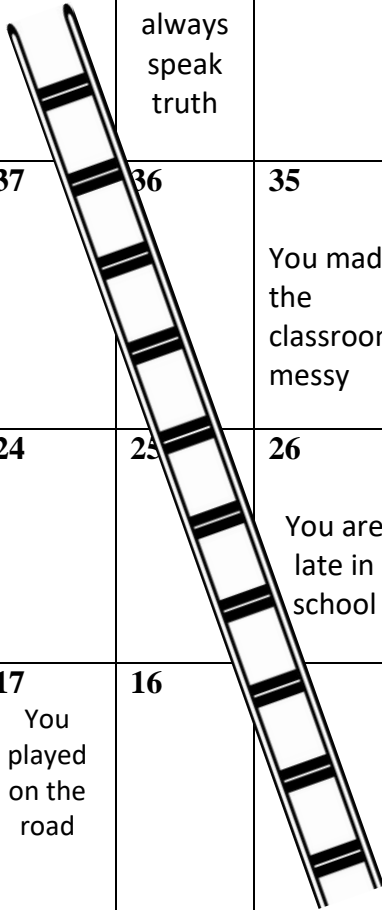




2)No. of E sound grapes _____

3)No. of I sound grapes _____

4)No. of O sound grapes _____


5)No. of U sound grapes _____

❖ Let's play Snake & Ladder and learn some good manners:

| | | | | | | | | | |
|---|---|---------------|---|------------------------|---------------------------------|--|--|------------------------|---|
| 60 | 59 | 58 | 57 | 56 | 55 | 54 | 53 | 52 | 51 |
|  | | You were rude |  | | | You greet others | | |  |
| 41 | 42 | 43 | 44 | 45 | 46 | 47 | 48 | 49 | 50 |
| | | |  | You always speak truth | | |  | | |
| 40 | 39 | 38 | 37 | 36 | 35 | 34 | 33 | 32 | 31 |
| You said 'Thank You' | | | | | You made the classroom messy |  | | | |
| 21 | 22 | 23 | 24 | 25 | 26 | 27 | 28 | 29 | 30 |
| |  | | | | You are late in school | | | | |
| 20 | 19 | 18 | 17 | 16 | 14 | 13 | 12 | 11 | |
| | | | You played on the road | | | You helped your mother | | | |
| 1 | 2 | 3 | 4 | 5 | 6 | 8 | 9 | 10 | |
| | You said 'Please' | |  | | Your clothes are neat and clean | | | You are kind to others | |

● **Hi! My name is.....**

- ❖ How many letters are there in your name?
- ❖ There are _____ letters in my name.
- ❖ Find the letters that contain your name and colour them:



- ❖ Draw a picture that starts with your first letter:

LET'S HAVE FUN WITH CRAFT

- Make any one thing:Swarmala OR VyanjanVraksh



REVISE AND PRACTICE

English-

- Revise vocabulary & phonic sounds of all the letters from A-Z.
- Do writing practice of capital & small letters ,two and three letter words.

Hindi-

- Revise swar and vyanjan along with their vocabulary.
- Do writing practice of swar&vyanjan and two letter words.

Maths-

- Revise oral counting from 1-50 and number names from 1-20
- Do writing practice of counting from 1-50

Ms.Ritu Singh
Class-Rep

Ms.Ankur Pathak
Senior Mistress

Ms.Rajani Singh
Principal