

Happy Holidays!!!



DELHI PUBLIC SCHOOL CIVIL LINES, ALIGARH
SUMMER HOLIDAY HOME WORK 2017-18

CLASS- 2

Give me the joys of summer,
Of SUMMER QUEEN so fair,
With wealth of lovely flowers
And fruits and sun-kissed air!

Let's have fun and work together during this summer break.



NAME: _____ CLASS: _____ SEC: _____

Dear Parents!!

Holidays are always a welcome break from the normal routine and we all look forward to them. It gives us the opportunity to pursue all those activities that we enjoy but never found enough time to indulge in. When used appropriately, homework can reinforce what has been taught, contribute to the development of children, cultivate a healthy disposition towards learning and most importantly, maintain a continuation with the process of education that began at School. Kindly encourage the spirit of scientific enquiry and foster awareness about nature. Along with all this, we have included personality development activities that aim at building values, improving self-esteem and memory.

We wish you a very happy and a fruitful family time during this vacation and hope you have fun sharing the homework with your child.

GUIDELINES FOR HOLIDAY HOMEWORK

Label your Holiday Homework and submit it in a handmade folder, put in an eco-friendly paper bag made by you using old newspaper.

Revise the syllabus for all the subjects done till the month of May...

Here are few tips for you to follow -

1. Play simple games like scrabble, chess, atlas, word building.
2. Assign a permanent workplace and a work-time. This brings in discipline in your life.
3. Keep your room clean and well organized.
4. Help your mother to keep the house clean. Do small household jobs like dusting, watering the plants, arranging dinner table and so on.
5. Encourage your child to take up yoga or any others form of healthy activity during the vacation.
6. Inculcate good manners - 4 magic words 'Please, Thank you, Excuse me, Sorry' - Use them and see the difference.
7. Go out for morning walk, talk about things you see around. Practice tying your skate laces

Last but not the least - 'Always speak in English with your family members and friends.'

Word Chop: (Worksheet- 1)

Directions: The table below contains words that have been chopped in half. Find the pieces that fit together and write them in the answer area below.

Par	Mal	ld	ition
Co	Ro	ool	ani
Add	Thank	lib	day
Mon	Vite	cle	value
Sch	The	dow	You
Bro	In	num	Dow
Grand	Win	to	Ver
Place	rary	un	Father


ANSWERS:

- 1.
- 2.
- 3.
- 4.
- 5.
- 6.
- 7.
- 8.
- 9.
- 10.

Plural nouns :(Worksheet-2)

Write down the plural of the noun given with each picture.


1. Baby



2. Puppy



3. Lily



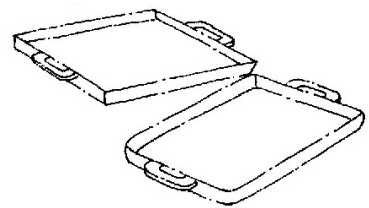
4. Toy




5. Strawberry




6. Tray



7. Turkey



8. Lady



What Doesn't Belong? :(Worksheet No- 3)

Directions: Encircle the word/object and write in the blank that does not belong to the same group.

1. Wheel, window, door, wall _____
2. Crab, fish, wolf, frog _____
3. Leg, Neck, hand, pencil _____
4. Pen, scale, eraser, lunch _____
5. Shop, market, mall, needle _____
6. Shower, Bath, soap, potato _____
7. Mango, Brinjal, Papaya, Orange _____

Body Parts: (Work Sheet No-4)

Directions: Rearrange the jumbled words to form your body parts.

- 1) DAEH _____
- 2) KENC _____
- 3) DUESOHLRS _____
- 4) RMSA _____
- 5) SRITW _____
- 6) SIGNERF _____
- 7) TESHCH _____
- 8) SIHP _____

9) ENKE _____

10) TSOE _____

Biggest number: (Work Sheet No-5)

Circle (○) the biggest number.

16 11 19 15 17 (20)

22 28 25 32 24 23

36 32 39 34 42 33

47 42 30 37 44 48

50 24 43 32 11 19

12 27 36 44 30 41

26 34 43 48 25 32

18

42

47

35

16

13

Which is greater: (Work Sheet No-6)

T	O		T	O		T	O		T	O
3	2		3				6			8
2	5		2	7		4	8	>		0
1	5		1	7			0			2
3	5		3	7		3	1		3	3
2	8		3	0		2			3	1
2	3		2	5		1	2		1	
1	8		2			3	3		3	5
2	7		2			1			1	6
	5			7		2	0		2	2
	8		5	0		3	7		3	
2	8		2	2		2			2	0
1			3	6		3	5			0

Arranging them: (Work Sheet No-7)

Arrange the following in ascending order.

23, 34, 44, 33

23, 33, 34, 44

20, 30, 31, 41

50, 22, 28, 40

Arrange the following in descending order.

35, 50, 45, 25

50, 45, 35, 25

24, 50, 44, 32

40, 30, 20, 50

NUMBERS! : (Work Sheet No-8)

Write the numbers as tens and ones

$36 = \underline{\quad\quad} \text{ tens} + \underline{\quad\quad\quad} \text{ ones}$

$25 = \underline{\quad\quad} \text{ tens} + \underline{\quad\quad\quad} \text{ ones}$

$12 = \underline{\quad\quad} \text{ ten} + \underline{\quad\quad\quad} \text{ ones}$

$10 = \underline{\quad\quad} \text{ ten} + \underline{\quad\quad\quad} \text{ ones}$

$46 = \underline{\quad\quad} \text{ tens} + \underline{\quad\quad\quad} \text{ ones}$

$38 = \underline{\quad\quad} \text{ tens} + \underline{\quad\quad\quad} \text{ ones}$

$32 = \underline{\quad\quad} \text{ tens} + \underline{\quad\quad\quad} \text{ ones}$

$50 = \underline{\quad\quad} \text{ tens} + \underline{\quad\quad\quad} \text{ ones}$

$29 = \underline{\quad\quad} \text{ tens} + \underline{\quad\quad\quad} \text{ ones}$

$41 = \underline{\quad\quad} \text{ tens} + \underline{\quad\quad\quad} \text{ one}$



HINDI: (Work Sheet No-9)

1. Write a poem of summer season in your scrap book and decorate it.
2. Make a table of 11 Swar and 33 Vyanjan and decorate it.

(Work Sheet No-10)

1. Paste leaves of any four different plants