



# DELHI PUBLIC SCHOOL CIVIL LINES ALIGARH

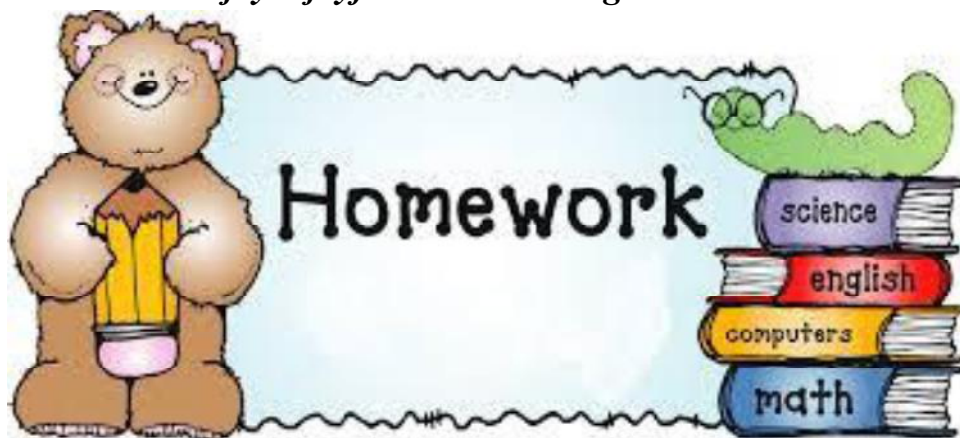
## HOLIDAY HOMEWORK (2025-26)

### CLASS - V

*“Genius is one percent inspiration and ninety-nine percent perspiration. As a result, a genius is often a talented person who has simply done all of his homework.”*

*Thomas A. Edison*

*Enjoy a joyful and enriching summer break!*



### ■ English

*Wishing you a joyful and refreshing summer break! Use this time to relax, explore, and learn in fun ways.*

Here's your English Holiday Homework designed to make your vacation both enjoyable and enriching:

#### **Create a Travel Brochure**

- Design a colourful brochure about your favourite holiday destination.
- Include interesting facts, photos, maps, and must-visit attractions.

#### **Holiday Newsletter**

- Prepare a creative newsletter about your summer vacation.
- You may include short articles, drawings, photographs, and special memories.

#### **Handwriting Improvement**

- Write one page in English every alternate day in your handwriting notebook.
- Bring the notebook when school reopens!

## Science



Choose any ONE of the following:

### **Option 1: Awareness Poster**

- Design posters on any two communicable diseases:
- (TB, Malaria, COVID-19, Flu, HIV/AIDS, Chickenpox)
- Include:
- Causes and Symptoms
- Modes of Transmission
- Prevention and Control Measures
- Use visuals and concise language to spread awareness.

### **Option 2: 3D Skeletal System Model**

- Create a 3D model of the human skeletal system using clay, cardboard, or craft materials.
- Include: Skull, Ribcage, Sternum, Spine, Pelvis, Limbs.
- Label all major bones neatly.

## Social Studies

Complete ALL the following tasks:

### **Research Project on Nobel Laureate**

- Select a Nobel Prize winner.
- Create an A4-size presentation on their life and achievements.
- Include pictures and fun facts.

### **Forest Conservation Report**

- Imagine trekking in a dense forest.
- Write a report on how to protect wildlife and nature.
- Present it on A4 sheets.

### **My House Sketch**

- Draw a simple layout of your house.
- Use symbols: ■ = sofa, ● = table, □ = bed, etc.

- Create a key/legend explaining the symbols used

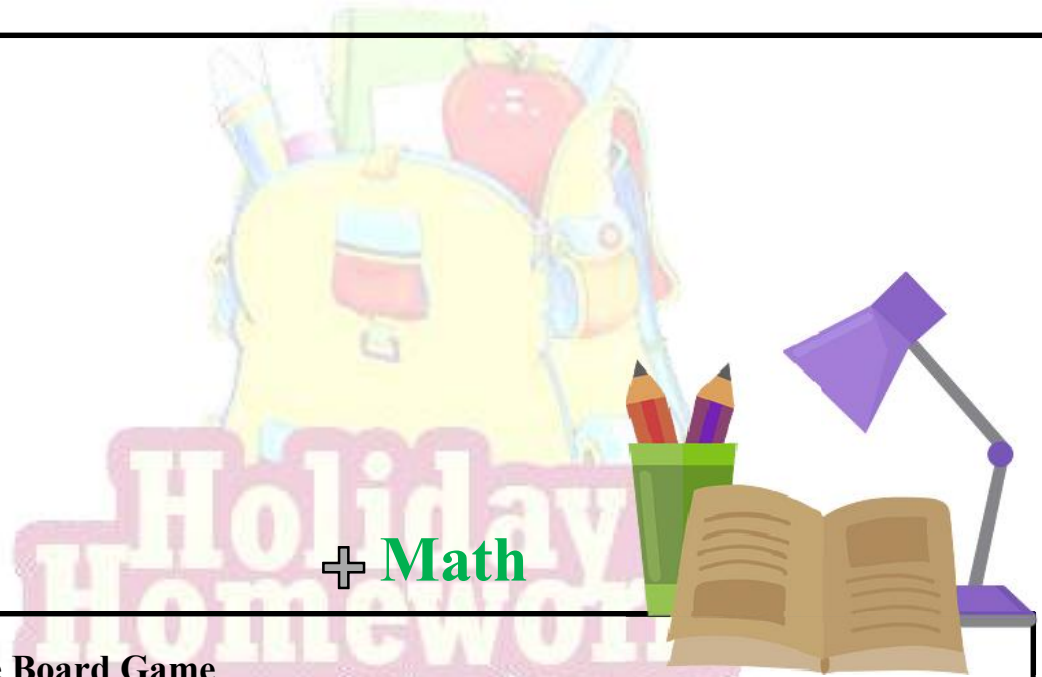


### नदी चार्ट

- "गोदावरी नदी" पाठ के आधार पर भारत की किसी एक प्रमुख नदी का चार्ट बनाएं।
- दर्शाएं कि यह किन-किन क्षेत्रों से गुजरती है, इसकी विशेषताएं आदि।


### हिंदी महीनों के नाम याद करें।

- एक पेज सुलेख प्रतिदिन करें।
- सुलेख के लिए अलग कॉपी बनाएं।




### My Math Adventure Board Game


Create your own Math-themed Board Game!

 Objective: Practice math operations through play.

 Steps:


- Draw 25–30 path boxes on a chart (like Snakes & Ladders).
- Add 15 Math Challenge Boxes (e.g.,  $12 \times 5$ ,  $\frac{1}{2}$  of 60).
- Add fun Bonus (Move ahead 2 steps!) and Oops! spaces (Go back!).
- Decorate with math symbols  $+$   $-$   $\times$   $\div$
- Give it a fun name: Math Mission, Number Ninja, etc.
- Make tokens and bring the dice!



 Watch Reference: <https://www.youtube.com/watch?v=BvnQRp4i-Ac>


 Learning Outcomes:

Practice operations and logic

Boost creativity and problem-solving


 Instructions for Submission

- Submit all assignments in a well-organized folder.
- Label each subject clearly.
- Add illustrations, photographs, or decorations to enhance your work.
-  Submission Date: On the first day of school reopening.
-  Bonus Stars for originality, neatness, and creativity!




Ms. Shubha Pathak

(Class Rep.)



Ms. Ankur Pathak

(Senior mistress)



Ms. Simran Sadhwani

(Principal)