




DELHI PUBLIC SCHOOL

CIVIL LINES ALIGARH

**CLASS I
HOLIDAY HOMEWORK**

2025-2026



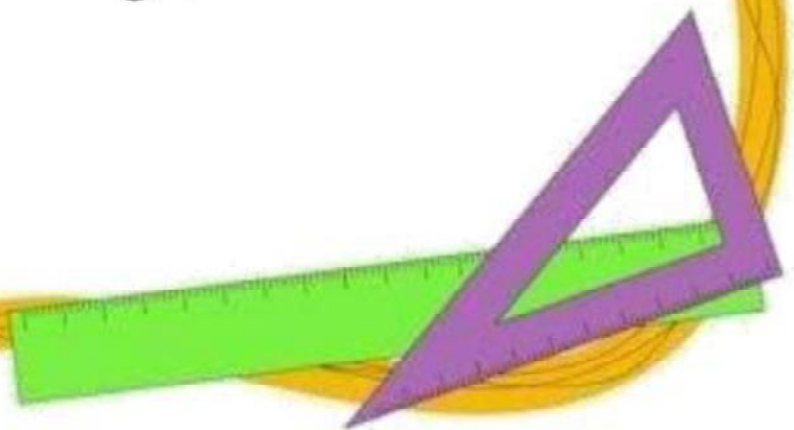


Dear Parents,

Summer holidays are around the corner.

Holidays are an opportunity to relax and unwind by indulging in activities that are enjoyable and at the same time educative.

We have designed few activities for kids to fire their imagination, to make them explore, discover and reinvent many things.





Let's have fun, our holidays have begun



"Month of May has brought long, hot days,



And now we have our summer holidays.

Summer holidays mean no to school,



Waking up late with no set rules.

Little homework, easy to be done,



Lesser studies and lots of fun.

Playing and talking and watching cartoons,



Fun continues till the end of June.

Beautiful time comes once in a year,



Summer holidays are best days ever."

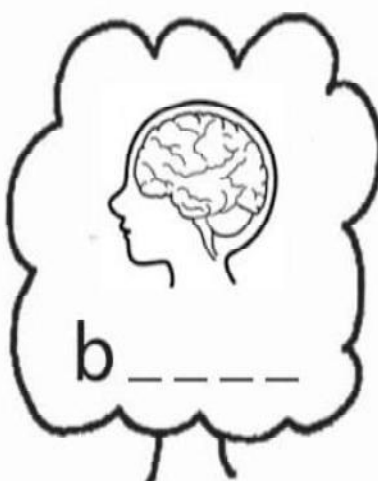






Do you know about five best friends! Yesss!!!
Vowels ... Make a beautiful wall hanging of
vowels with the help of given picture.


Complete the words given below in each picture. First letter in first row is already written. Use words given below and colour the pictures too.

ai ee ie oa



Pick the Blend

Choose the correct blend given below and complete the word.




ed



eeep



ub



ag



ock



us



ad



ip



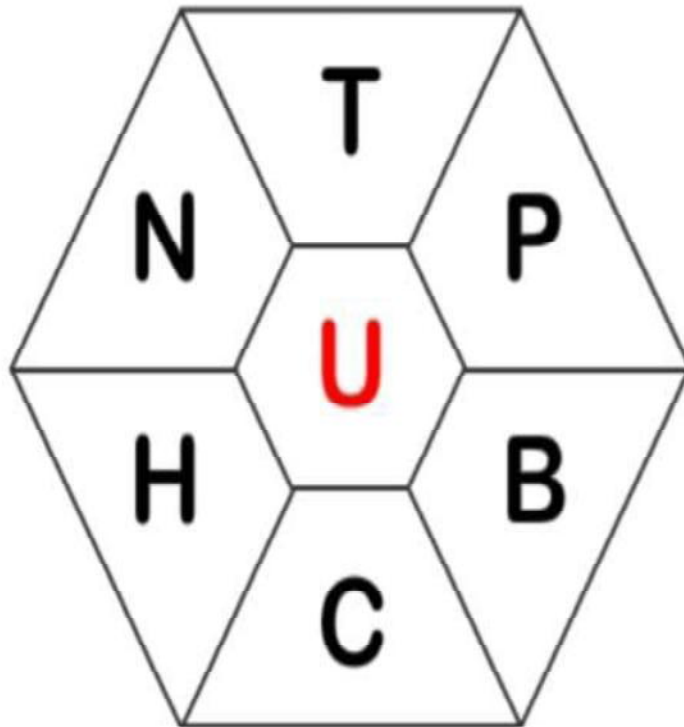
ug



ove

pl	cl	sl	cl	pl
sl	cl	gl	gl	fl

Make a new word by combining the letters in the hexagon.
The central red letter should be kept common everytime.



--	--	--

--	--	--

--	--	--

--	--	--

--	--	--

--	--	--

हिन्दी

हिंदी अवकाश गृहकार्य

- प्रतिदिन रफ कार्य पुस्तिका में लिखित कार्य करना अनिवार्य है।
- प्रतिदिन अपनी पाठ्य पुस्तक से पठन अभ्यास करना अति अनिवार्य है।
- प्रतिदिन मात्राओं का अभ्यास करना अति अनिवार्य है।
- गतिविधि—मात्रा पहचान चक बनाना।

- बच्चों दिए गए व्यंजनों पर मात्रा लगाकर उनका रूप बदलो।

मात्रा अभ्यास

1. द + ए =

11. ड + इ =

2. म + इ =

12. ट + आ =

3. ह + ओ =

13. क + ओ =

4. र + आ =

14. य + ई =

5. न + ई =

15. झ + उ =

6. फ + औ =

16. ज + औ =

7. त + उ =

17. श + अं =

8. व + ए =

18. ल + ऊ =

9. प + ऊ =

19. ग + ऐ =

10. स + ओ =

20. प + अः =



• दी गई मात्राओं के दो-दो शब्द लिखिए—

आ -ा = _____

इ -ि = _____

ई -ी = _____

उ -ु = _____

ऊ -ू = _____

ऋ -ृ = _____

• चित्र को देखिए तथा उनके नाम वर्ग पहेली में ढूँढें।

सि	पा	ही	ज	प	पी	ता
क	ग	रा	नी	ब	ला	उ
सी	दी	ज	ढ	ध	ड	जी
टी	ठ	म	ग	र	म	भ
छ	द	क	भ	ती	र	म
ल	क	डी	ज	प	न	घ
क्ष	ली	फ	रे	ल	गा	डी

• बूझो तो जानें—

सोच समझकर...

बच्चो, इन शब्दों का पहला अक्षर कहीं खो गया है। आओ, गुब्बारों में से अक्षर चुनकर इन शब्दों को पूरा करें।



— च क न
ज
ग
र



— र ग द
र
त
न



— ट ह ल
स
र
त



— र व ल
ल
ट
न



— र ब त
ल
ग
म



Greater and Smaller

Pick up the greater number and write it in the box in front of the alligator's open mouth and the smaller one behind its tail.



17 , 38



23 , 25



19 , 20



6 , 16



15 , 25



29 , 35



11 , 23



15 , 16




12 , 24



18 , 22

“Count and write the number of each type of fruit shown in the picture. Fill in the table with the fruit name, the number, and its number name”

(Integrated Worksheet)

[illegible]








Solve the puzzle: Assign values to the shapes.

Each shape is associated with a specific number as shown in the key at the top. Use these values to find the total for each combination of shapes. One example has been solved for you. Complete the remaining puzzles using the correct values.











































KEY:

Black Circle = 9, Pentagon = 3, Triangle = 7, Rhombus = 5, Cylinder = 1, Star = 8, Square = 0

Use the key to calculate the total value of the group of shapes in each row.

						
9	3	7	5	1	8	0

One is done for you

		57						
								
								
								
								
								
								



Make a Wall Hanging Project on Mathematical Tables with the help of given picture



Create a model of an abacus using beads and a frame. Design the abacus to represent numbers up to 100. Use different colors for the beads to differentiate between Hundreds, Tens and Ones.



Q 1. Identify the type of family -



Q 2. Circle the odd one out -

1. father mother big family sister

2. joint family surname small family big family

3. uncle aunt friends cousins

4. grandfather small family brother grandmother

COOKING WITHOUT FIRE ACTIVITY

Make any refreshing summer drink, note down its name and ingredients. Also, capture the moment of enjoying it.

NAME OF THE DRINK

INGREDIENTS

CAPTURED MOMENT



Make a Table Mat using decorative items so that you could enjoy your lunch break in school by keeping your Lunchbox on a beautiful table cover/mat.

Here are the tips to make a Table Mat:

MATERIAL REQUIRED:


- Thick white paper (A3 size)
- Thick coloured paper
- Fabric Paint
- Black acrylic paint
- Black ink
- Tissue/ paper towels/ newspapers
- Brushes.

- Make a beautiful bookmark using any of the two sense organs on a (10/3 cm size) pastel sheet.
- Create a 3D model showing different types of houses from around the world, using craft materials available at home. Label each type and decorate your model creativity.







Have a great Summer Vacation!



Ms. Sakshi Chawla
(Class Rep)



Ms. Ankur Pathak
(Senior Mistress)



Ms. Simran Sadhwani
(Principal)