



DELHI PUBLIC SCHOOL CIVIL LINES ALIGARH
HOLIDAY HOMEWORK (2025-26)
CLASS – VI

Dear Parents,

We wish you and your child a very happy summer holiday. Holiday is the time that we all eagerly wait for. We all make plans to enjoy, to relax and to empower ourselves during these gala days. It's time to enjoy and create a bond with family, friends and relatives. To utilize this time in the most constructive way we have prepared Holiday Homework for the students on the principle of "learning by doing" for his/her holistic development.

This summer vacation, the holiday homework designed by the school is a medium for the students to achieve the motto of fun and learn. The activity based assignments will foster curiosity, develop creativity, enhance knowledge and instil the joy of learning among the students.

Kindly ensure that the holiday homework is completed by your child under your guidance and submitted on time.

ENGLISH

Theme: "The World Around Me"

(Integrating English with Art, Environment, and Technology)

Project 1: My Travel Journal

Objective: Enhance descriptive writing, grammar, and creativity.

Task:

- Create a Travel Journal describing a place you have visited OR wish to visit.
- Write 5 short diary entries (each 100-120 words) imagining your trip.

Include:

- Where you went (or wish to go)
- What you saw
- People you met
- Food you tried
- One memorable moment
- Draw or paste pictures to make your journal colorful.

Skills Integrated: Art (drawing/collage), Writing, Observation

Project 2: English Around Us – Vocabulary Collection

Objective: Build vocabulary and observation skills.

Task:

- Prepare a chart listing 20 new English words you see during your vacation (e.g., names on shop boards, menu cards, signboards, etc.).
- For each word, write its meaning and use it in a sentence.
- Decorate your chart neatly.

Skills Integrated: Vocabulary Building, Presentation Skills, Life Skills

Important Instructions:

- Be neat and creative.
- Complete task 1 in a project file or scrapbook neatly.
- Submit on the first day after vacation.
- Marks will be awarded for presentation, creativity, originality, and timely submission.

HINDI

1. ग्रीष्मकालीन अवकाश में आप अपने परिवार के साथ कहां घूमने गए थे उसका वर्णन चित्र लगाकर अनुच्छेद रूप में करें।
2. हिंदी महीनों के नाम याद करें।
(एक पेज सुलेख प्रतिदिन करें। सुलेख हेतु अलग उत्तर पुस्तिका बनाएं।)

MATHS

Math in My Kitchen – A Recipe Booklet of Fractions & Flavors

Objective:

To connect mathematics (fractions & decimals) with real-life cooking and enhance presentation skills through art.

Activity Steps:

Create Your Recipe Booklet

Make a **mini handmade recipe booklet** (A4 folded or stapled sheets) with the following features:
Write math-related **quotes or fun facts**, like: "Cooking is delicious mathematics!"

Page Design:

- A colourful **title page**: "*Fractions in My Kitchen*"
- One page per recipe:
 - Recipe Name
 - Ingredients with **fractions and decimal conversions**, and the questions asked.
 - Steps of preparation
 - **Your drawing or photo** of the dish
 - Fun food doodles like spoons, aprons, or cooking pots
- **Decorate Creatively**

Use:

- **Crayons, colored pens, stickers**
- Add decorative borders with **measuring cups, fraction pizzas, or fraction bars**.

Step 1: Choose & Cook

- With the help of a parent or elder, **choose and assist in preparing 3 simple recipes** (e.g., lemonade, fruit salad, sandwich, etc.). [ANY THREE DISHES OF YOUR CHOICE]
- Observe and note ingredients that involve **fractional quantities** like:
 - $\frac{1}{2}$ cup milk
 - $\frac{1}{4}$ tsp salt
 - $\frac{1}{3}$ cup sugar etc.....

Step 2: Perform "Chef's Easy Math Corner" in your booklet:

- **Convert** each fraction used in the recipe to **decimal form** and write both forms:

Example:

If a recipe uses $\frac{1}{2}$ cup of milk, what is it in decimal? [REPEAT FOR ALL INGREDIENTS]

- **Multiply the Ingredients**

Example

If 1 recipe uses $\frac{1}{2}$ cup of oil, how much oil is needed for 2 recipes?

If $\frac{1}{2}$ a cup of milk is used in one recipe. How much is needed for 3 recipes?

If $\frac{1}{2}$ a cup of sugar is needed for one cake, How much for 2 cakes?

If $\frac{1}{2}$ tsp of salt is needed for one sandwich, how much for 4 sandwiches?

• Count the Items

Example:

How many total items did you use if you used 2 tomatoes, 1 onion, and 3 lemons?


[DO IT FOR ALL RECIPES]

My Fraction Pizza – A Tasty Math Treat!


Activity Instructions:

1. Draw or cut out a pizza (use a paper plate or circle on chart paper).
2. Divide it into equal slices – 4, 6, or 8 parts (your choice).
3. Add different toppings to each slice (e.g., tomato, capsicum, cheese, onion) to represent fractional representation like $\frac{1}{2}$, $\frac{1}{4}$ etc...
4. Color and decorate your pizza slices beautifully!
5. Use glitter, cotton (as cheese), or seeds to add real texture!


Now Answer These Fun Math Questions:

1.  If your pizza has 8 slices and 2 have mushrooms, what fraction of the pizza has mushrooms?


Answer: $\frac{\quad}{\quad}$ / $\frac{\quad}{\quad}$

2.  If 3 out of 8 slices have cheese, what is the fractional form?


Answer: $\frac{\quad}{\quad}$

3.  You eat $\frac{1}{2}$ of your pizza. How many slices is that if your pizza has 8 slices?

Answer: $\frac{\quad}{\quad}$ slices

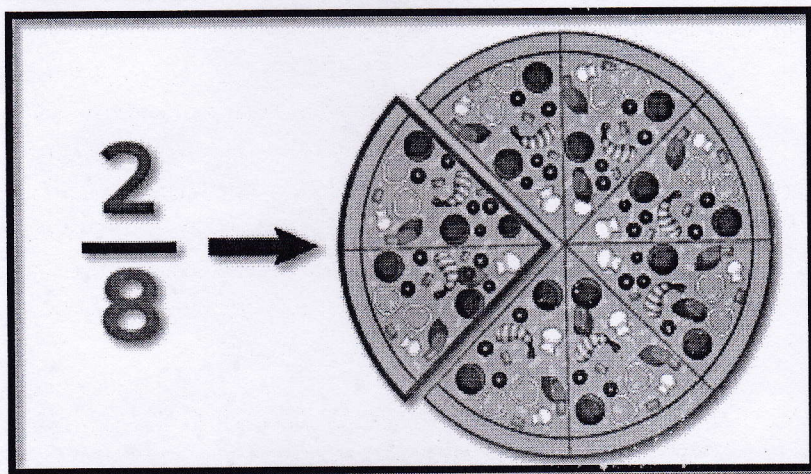
4.  You made 2 pizzas. Each has 6 slices. How many slices do you have in total?

Answer: $\frac{\quad}{\quad}$ slices

5.  What fraction of your pizza has no toppings? (Decorate those slices as plain!)

Answer: $\frac{\quad}{\quad}$ / $\frac{\quad}{\quad}$

SAMPLE PIZZA COULD BE LIKE THIS WITH DIFFERENT TOPPINGS ON EACH SLICE



SCIENCE

Choose either Task 1 or Task 2 as your summer holiday homework.
Choose the one that excites your curiosity and creativity the most!

Task 1: Herbarium Creation Task

★ Objective: Learn about plant diversity and their categories.

★ Instructions:

Collect 3 leaves each from any 3 categories listed below:

Cereals , Fruits, Vegetables, Spices, Medicinal Plants, Ornamental Plants
Prepare a Herbarium File.

Steps to Prepare a Herbarium:

- Collect the plant leaves.
- Dry them between newspaper sheets by placing weight.
- Mount the dried specimens on thick sheets using cello tape.
Decorate your file if you wish.

On each herbarium sheet, write:

- Common Name of the Plant
- Scientific Name of the Plant
- Type of Leaf Venation

Task 2: Science Comic Book

★ Objective: Blend imagination with science creatively.

★ Instructions:

- Create an original comic book based on science fiction.
- Include imaginative characters of your choice.
- Your story should end with a meaningful message or moral.
- You may draw, color, or digitally create the comic book.

Let your creativity flow—think of robots, space adventures, or future inventions!

- Choose any one of the above tasks and complete it during the holidays.
- Submit your work in a presentable and neat format when school reopens.

SOCIAL SCIENCE

Guidelines:

- Every student needs to submit the two (02) summer work in total. One each of his/ her choice from both assignment groups. Both summer works will not be considered if selected from same assignment group.
- Assignment 2 will be compiled in scrap book with neatness and clarity.
- Videos will be shared on summer assignment WhatsApp group/ online platform.

Objectives- The learner will be able to-

- Develop critical thinking and creativity while developing models related to social sciences 'basic concepts.
- Demonstrate family /neighbourhood /community welfare activities related to civic engagement locally at city level.
- Adopt measures to appreciate the cultural diversity in day-to-day life.

Assignment I- (Any One)

- Prepare a working or 3D model on any of the following topic-

Geography: Globe, Types of Maps (Political/Physical/Thematic), Motions of the Earth- Rotation & Revolution, Domains of the Earth, Physical features of India.

History: Ways of living of the early man, Ancient history time line, Types of historical sources (Literary, Archaeological etc.), City plan of Harappan civilisation along with major findings.


Civics: Harvesting Festivals of India with different names, Organs of the government, Levels of the government, Panchayati Raj System, Types of economic activities,


Assignment II- (Any One)

Integrated/Interdisciplinary:

- Make a scrap book and highlight the various geographical, historical and cultural aspects (e.g., geographical features, population, language, dress, food, traditions etc.) of any one state of your choice from Northern, Southern, Eastern or Western part of the country (Art integration).
- Make a short video (2- 3 minutes) on how you helped people in your neighbourhood while showing your participation and what civic learning you take away.
- Watch a short documentary related to Indian history or National geography and demonstrate your learning by writing a synopsis of 500 words in your own words.
- Draw an organisational structure of the municipal corporation of Aligarh city with the proper labelling.


Coordinator


Vice Principal


Principal