



**DELHI PUBLIC SCHOOL CIVIL LINES ALIGARH**  
**HOLIDAY ASSIGNMENT- 2025-26**  
**CLASS—PREPARATORY**



# SUMMER VACATION

NAME \_\_\_\_\_

CLASS \_\_\_\_\_

SECTION \_\_\_\_\_

Summer vacations are synonymous with fun, frolic, playing for longer hours with friends, going for picnics, exploring new places and watching fun filled shows. But it is also important to continue to learn.

So, we have planned some more activities to enhance your learning , which can make your vacations more interesting, meaningful and full of fun. Here is a “SUMMER VACATION ACTIVITY TREASURE BOX” just for you. Relax, enjoy and have lots of fun and come back refreshed.



### Tips to remember: -

1. Try and do the Holiday homework by yourself. You may take help from your parents for doing project activities.
2. Do colouring with proper strokes.
3. Create family reading time with your parents.
4. Explore your creative side – be it art, music or dance.
5. You are growing up, try to be more independent. Take responsibility for yourself. e.g. After eating keep your plate yourself in the sink.
6. Keep your room clean toys and books should be organized.
7. Practice hygiene.
8. Remember to converse in English with family and friends.
9. Be polite while speaking and talk softly.
10. Play some outdoor games in the early morning and in cool evening hours.
11. Practice walking on a straight line drawn on the floor with smart steps.
12. Wake up early as sun rises. Love nature and nature will love you back. Feed the birds with grains and keep a bowl of water outside in the balcony for the birds to drink.



**Skills: Language, Cognitive, Fine motor & Life Skills.**

**Learning Objectives:**

- Development of vocabulary, Reading & Writing skills.
- Development of self-help & Problem-Solving skills.
- Development of Aesthetic Appreciation and creativity.

**Estimated Time: 1 hour Everyday**

**REVISE AND PRACTICE**

**English**

- Revise vocabulary & phonic sounds of all the letters from A-Z from your English book.
- Do writing practice of capital & small letters, two and three letter words in a separate thin notebook.
- Do reading practice of (a & e sound words) from your book.

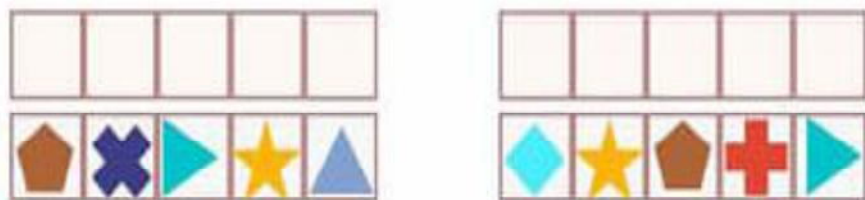

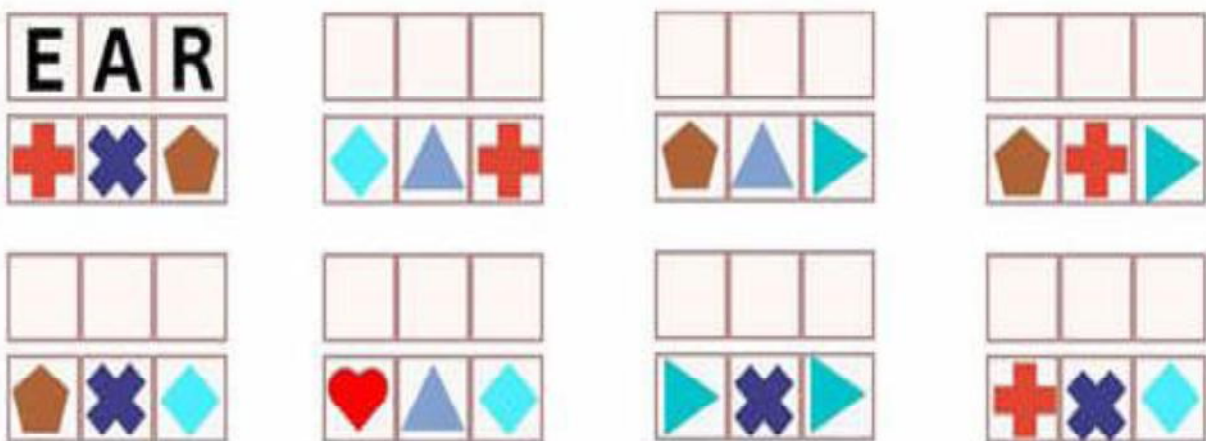
**Hindi**

- Revise स्वर & व्यंजन along with their vocabulary from your book.
- Do writing practice of स्वर & व्यंजन and two letter words in a separate thin notebook.
- Do reading practice of two letter words and sentences from your Hindi book.

**Maths**

- Revise oral counting from 1-50 and number names from 1-10.
- Do writing practice of counting from 1-50 by TO Method and number names (1 to 10) in your separate thin notebook

➤ Decode the words matching the symbols and letters.





## WHAT NUMBER AM I?

➤ Read the clues and write the number on the line.

I have 6 ones  
and 7 tens.

\_\_\_\_\_

I have 8 tens  
and 2 ones.

\_\_\_\_\_

I have 9 tens  
and 0 ones.

\_\_\_\_\_

I have 5 tens  
And 3 ones.

\_\_\_\_\_

I have 8 ones  
and 1 ten.

\_\_\_\_\_

I have 4 ones  
and 3 tens.

\_\_\_\_\_

I have 7 tens  
and 3 ones.


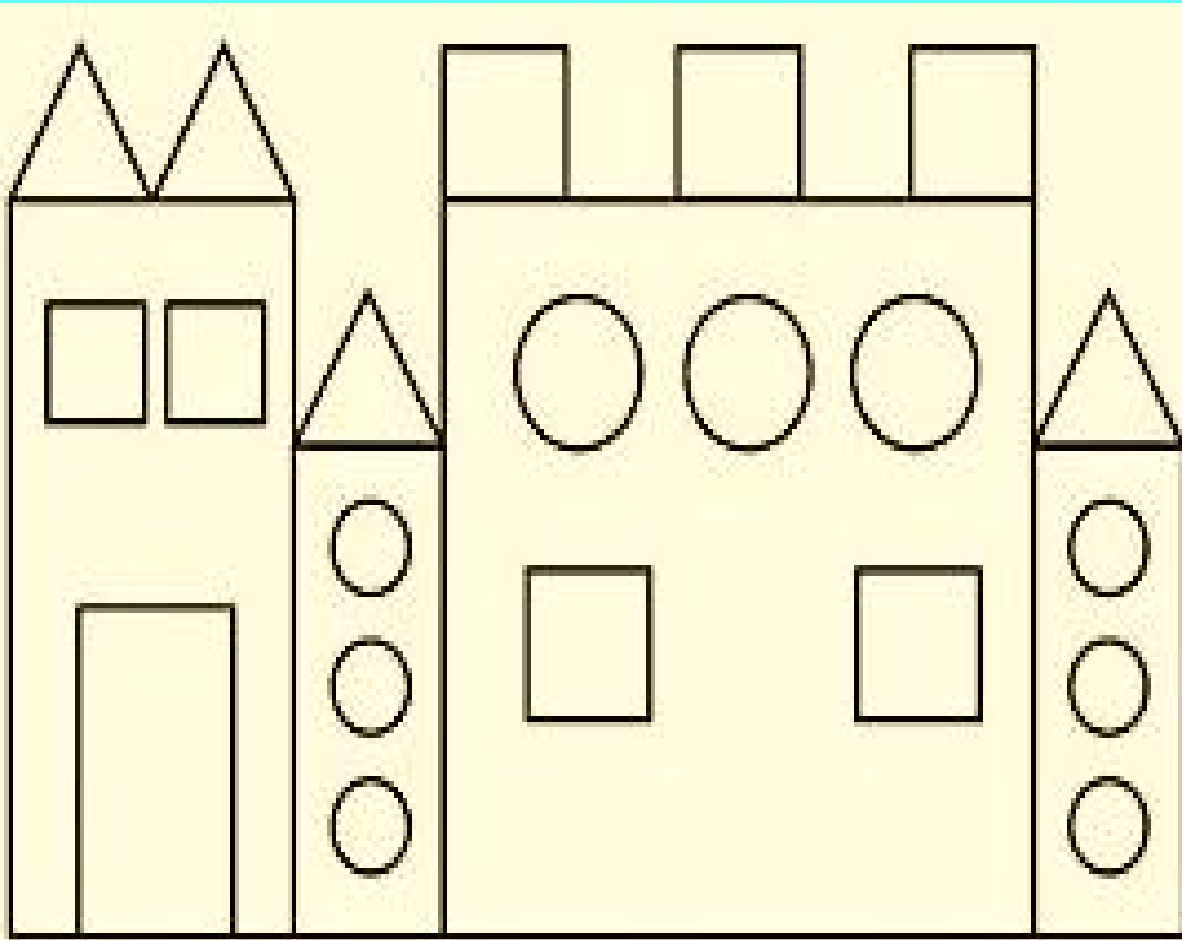
\_\_\_\_\_

I have 7 tens  
and 2 ones.

\_\_\_\_\_


## How Many Shapes Do You See?

➤ Count, colour and write the number of each shape below.



=

\_\_\_\_\_



=

\_\_\_\_\_



=

\_\_\_\_\_





=

\_\_\_\_\_







# COLOUR EMOTIONS

➤ Colour the emotion in the given pictures.



# ALL ABOUT YOU




- Let's get to know each other. Roll the dice and share something about yourself.

START	1 What's your name?	2 Where are you from?	3 How old are you?	4 Where do you live?	5 
6 What's your phone number?	7 <b>MISS A TURN</b>	8 What's your father's job?	9 What's your mother's job?	10 What's your favorite color?	
11 What's your favorite animal?		12 Do you have a pet? Which one?	13 What's your favorite TV program?	14 What's your address?	
15 What time do you get up?	16 	17 When is your birthday?	18 What is the weather like today?	19 What are you wearing today?	
20 What do you usually have for breakfast?	21 <b>GO FORWARD 2 SQUARES</b>	22 Do you play a sport regularly?	23 Where do you study?	24 What time do you get up?	
25 What is your favorite school subject?	26 	27 How many people are in your class?	28 Do you have any brothers or sisters?	29 <b>GO BACK 3 SQUARES</b>	
30 What are your hobbies?	31 What do you usually do at the weekend?	32 <b>MISS A TURN</b>	33 What is there in your bedroom?	34 Do you live in a house or in an apartment?	35 What is your favorite song?
36 Where do you go on holidays?	37 Do you prefer summer or winter? Why?	38 What's your favorite food?	39 	40 Do you play computer games?	
41 <b>GO BACK 3 SQUARES</b>	42 What do you like doing with your friends?	43 What do you like doing with your family?	44 What do you buy with your pocket money?	45 Do you do housechores? Which?	FINISH



प्र० दिए गए अंकों की सहायता से दो वर्णों वाले शब्द बनाए ।

1	2	3	4	5	6	7	8
थ	र	न	ल	त	क	ब	व



प्र० दिए गए अंकों की सहायता से दो वर्णों वाले शब्द बनाए ।


1	2	3	4	5	6	7	8
व	स	ल	त	ह	ब	क	श



# PROJECTS

## ENGLISH / HINDI CRAFT ACTIVITY—

Choose any one of the following project topics. Create an attractive drawing or craft work on half chart paper or on A4 size sheet by using coloured papers, glitter sheets, and other decorative materials.



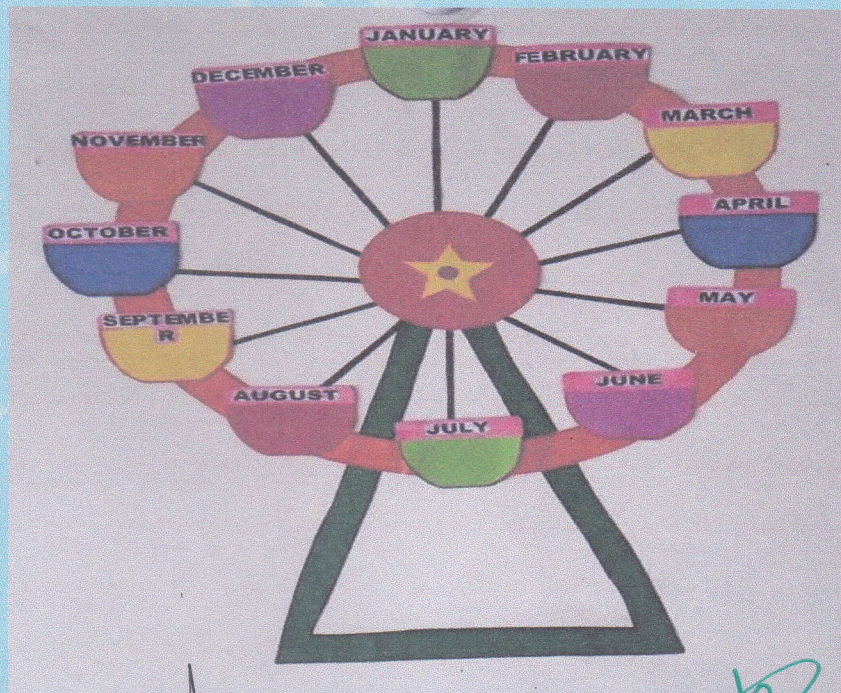



**MATHS PROJECT WORK:** - Create one craft project from the examples provided below by using available art and craft materials.





**EVS PROJECT WORK:** - Create any one craft project from the examples provided below by using available art and craft materials.



*Ms. Maruti Gaur*  
Class-Rep

*Ms. Ankur Pathak*  
Senior Mistress

*Ms. Simran Sadhwani*  
Principal