



DELHI PUBLIC SCHOOL CIVIL LINES ALIGARH

HOLIDAY ASSESSMENT 2025-26

CLASS – PLAYGROUP

SESSION 2025-26



SUMMER, SUMMER

ALMOST HERE!!

LET'S GIVE SUMMER A BIG FAT

CHEER!!

OF THIS FACT I'M SURELY

CLEAR!!

SUMMER IS THE BEST TIME

OF THE YEAR ...

Dear Parents,

Summer holidays are the most enjoyable period for the children. This time can be utilized to remind what they have learnt. You can spend quality time with children. Home work is an opportunity to engage them in learning at home. Remember, children need time to just enjoy their childhood. So, kindly provide them the opportunity to play, interact and explore.

Children are born with natural curiosity and inquisitiveness about the world around them. It is important for us to help them keep this spark alive and to make learning fun. Summer Vacation is just round the corner, let every moment of this vacation be a time to unite, connect and enjoy beautiful moments with your child.

LIFE SKILLS

LIFE SKILLS REFER TO THE SKILLS WHICH HELP THE CHILD TO BECOME CONFIDENT AND INDEPENDENT IN LIFE. ENCOURAGE YOUR WARD TO DO THE FOLLOWING ACTIVITIES:

- Buttoning and unbuttoning the shirt.
- Laying the table.
- Folding mats and clothes.
- Arranging their toy shelf.
- Learning to wear shoes and socks.
- Learning how to zip their school bag and the uniform.
- Sorting and pairing household items.

FEW TECHNIQUES TO DEVELOP THE FINE & GROSS MOTOR SKILLS:

- ❖ Scribbling on the newspapers using crayons.
- ❖ Dough kneading –Knead the dough and make different objects out of it.
- ❖ Sorting and counting of vegetables.
Sorting of Rajma and white chana and putting them in different bowls using a tong.
- ❖ Do Free hand drawing.
- ❖ Do clay modeling.
- ❖ Pegging activity.

- * *Eat at least one meal a day together.*
- * *Encourage your child to respect and help the elders at home.*
- * *Encourage your child to water the plants and keep a bowl of water outside the house for the birds.*
- * *Encourage your child to develop Oratory Skills by speaking English in the form of sentences.*
- * *Show them at least three pictures in a day and make them learn their names to enrich their vocabulary.*
- * *Don't Watch TV for long hours.*
- * *Always sit in right posture.*
- * *Do not waste water and electricity.*
- * *Good habits and good manners are lifelong assets.*

'HAPPY FATHER'S DAY'

Date: 15-06-2025

My father is so special, he is strong and smart that's why I love him with all of my little heart. Father's day is celebrated to make Papa feel special.

FATHER'S DAY ACTIVITY

FATHER'S DAY MEDAL CRAFT WITH THE HELP OF PAPER PLATE & DECORATE WITH STARS & STICKERS.



FUN WITH PATTERNS

Draw different patterns on the floor using coloured tape or chalk and encourage your ward to walk on the lines by spreading their arms and balancing themselves.




- ❖ *Click a picture of your ward while doing these activities and make a nice photo frame and help the child to decorate it.*


ENGLISH

LETTER 'T' CRAFT


PASTE POPSICLES ON LETTER T AND
DECORATE WITH POM – POM.



***PASTE THE COTTON BALLS IN THE
CLOUD, TRACE THE LINES & COLOUR
THE WATER DROPLETS.***

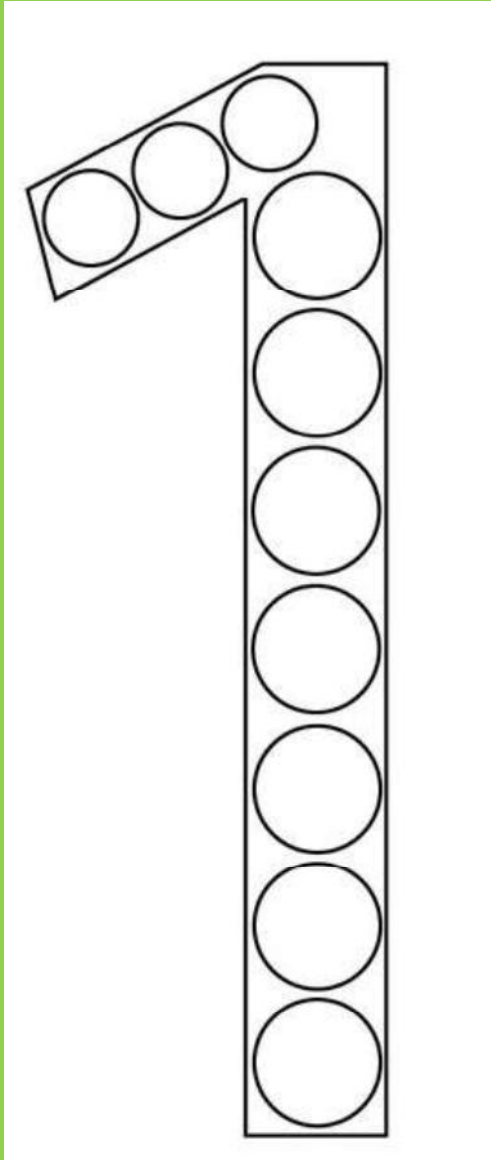


**TRACE THE DOTTED LINES FROM LEFT TO
RIGHT USING A THICK CRAYON. COLOUR THE
PICTURES ON THE RIGHT SIDE.**





MATHS

PASTE POM-POM ON NUMBER 1



Collect dried leaves during nature walk and paste 2 big leaves in the big circle and 2 small leaves in the small circle.



EVS

PASTE PICTURES

ALL ABOUT ME

MY NAME

MY AGE

THIS IS ME!


**MY
FAVOURITE
COLOUR**

**MY
FAMILY**


**I LIKE TO
EAT**

**I LIKE TO
PLAY**


**CUT THE BODY PARTS GIVEN BELOW AND
PASTE THEM ON THE FACE**



ARE YOU A BOY OR A GIRL?
COLOUR THE ONE YOU ARE.



TEAR AND PASTE (YELLOW PAPER) ON THE SUN




PROJECT

- *Make a water melon with the help of paper plate and paste dried seeds of water melon.*
- *Make a school bus as shown below with the help of Popsicle sticks.*



Tear different coloured papers into tiny bits. Spread glue on the butterfly's wings. Paste paper pieces on the wings. You may also paste some bindis/round plastic mirrors to decorate the butterfly.



HINDI


**COLOUR THE VAYANJAN 'घ'
AND DECORATE THE HUT WITH
THUMB PRINT.**



COLOUR THE VAYANJAN

‘Ṭ’

WITH THE HELP OF OKRA.





"पानी बरसा छम छम छम"

पानी बरसा छम छम छम
छाता लेकर निकले हम,
पैर फिसला, गिर गए हम,
नीचे छाता, ऊपर हम।

LEARN RHYMES

Alphabet Song

ABCDEFGH
IJKLMNOP
QRS
TUV
WXY and Z

Now I know my ABCs
Next time won't you sing
with me.

ABC



Ten little fingers



Ten little fingers,
Ten little toes,
Two little ears,
And
one little nose,
Two little eyes,
That shine so bright,
And
two little lips to
kiss Mamma
"Good Night".



Happy Summer Holidays.

Enjoy the summer
with your close ones.



Ms. Harneet Chakraborty
(Class Rep.)

Ms. Ankur Pathak
(Senior Mistress)

Ms. Simran Sadhwani
(Principal)