




DELHI PUBLIC SCHOOL CIVIL LINES, ALIGARH
HOLIDAY HOMEWORK 2025-26
CLASS – II





GREETINGS FROM DPS FRATERNITY

Dear Parents,

Holidays are special breaks from our everyday schedules, and we all eagerly await them. Finally, the much-awaited summer vacations are here!

- It's time to relax and have fun
- It's a great time for you to cherish the little joys of your child.
- It's important to limit screen time and supervise the channels your Child watches.
- Provide valuable guidance and spend quality time with them.
- Make these holidays memorable by creating a nurturing and stimulating environment at home that is full of fun, excitement, and learning.


Here are a few suggestions for Parents:

- Encourage your child to engage in meaningful conversations daily to enhance communication skills.
- Introduce them to a variety of storybooks to build a habit of reading.
- Involve them in small household tasks to foster a sense of responsibility and independence.
- Help them understand the value of moral principals in everyday life.
- Spend quality time playing indoor games to strengthen your bond and develop their thinking skills.

Find a balance between work and play, and let the child grow along the way. The objective of holiday homework is to empower our students to work independently and enhance their academic abilities.



- Prepare a systematic timetable and follow it religiously from the very first day.
- Allow them to complete their homework on their own under your guidance.
- Remember to capture the fun moments while engaging in the given activities and paste the corresponding pictures in your album!
- Encourage them to dedicate some time each day to writing one page of English in a separate notebook to enhance their handwriting skills.
- Encourage them to choose two new words from their daily conversations and write them down in their notebook.



READING IS FUN!!!

1) Read any two stories from any of these books.

The Gingerbread Man

Cinderella

Hansel and Gretel

The Elves and the Shoemaker

Little Red Riding Hood

Rapunzel

- Pick out ten new words from these two stories. Make a beautiful Pictionary by writing these words, their meaning and a picture related to the word.
- From each story, choose one character, draw and color it. Then, write three describing words about it.
- **SPEAKING SKILLS**

“Great Communication begins with Connection.”

Summer vacations is the most appropriate time to develop a wonderful bond with the child and enhance the speaking skills of the child along with basic mannerisms. Encourage your lovely ones to use the following statements in daily conversations

- ☐ Greet elders by saying Good Morning/ Good Evening
- ☐ May I go out to play?
- ☐ Can I invite my friends to spend the evening together?
- ☐ Hello papa, how are you feeling today?
- ☐ Mamma, how can I help you in household work?
- ☐ What did you do over the weekend?
- ☐ Say SORRY - When you make a mistake or accidentally hurt someone's feelings.
- ☐ Say THANK YOU - When someone does something kind or helpful for you.
- ☐ When someone gives you a gift or does something thoughtful.

**Listening
Speaking
Reading
Writing**

WRITING SKILLS

-1) Write seven sentences about how you spent time during this summer, with the help of the

Questions below.

1. How did you spend your time?
2. Did you follow a time-table?
3. Did you help your family with any house work?
4. Did you play any board games?
5. Did you miss seeing your friends and teachers at school?
6. Name the places you visited



2) Create any one poem with the help of the rhyming words given below. You are free to add your own choice of words also. The poem should be of at least 8-10 lines.

- a) rest, best, test, nest, crest, chest, fest etc
- b) school, cool, fool, tool, pool, stool etc
- c) try, cry, by, bye, buy, fry, shy, die, my, spy, dry
etc



FUN TIME

Make a small cardboard dice and write any six alphabets of your choice in capital letters. Make as many words you can with the letter which comes on the dice. Write the words in a small diary. Enjoy this game with your siblings and parents.



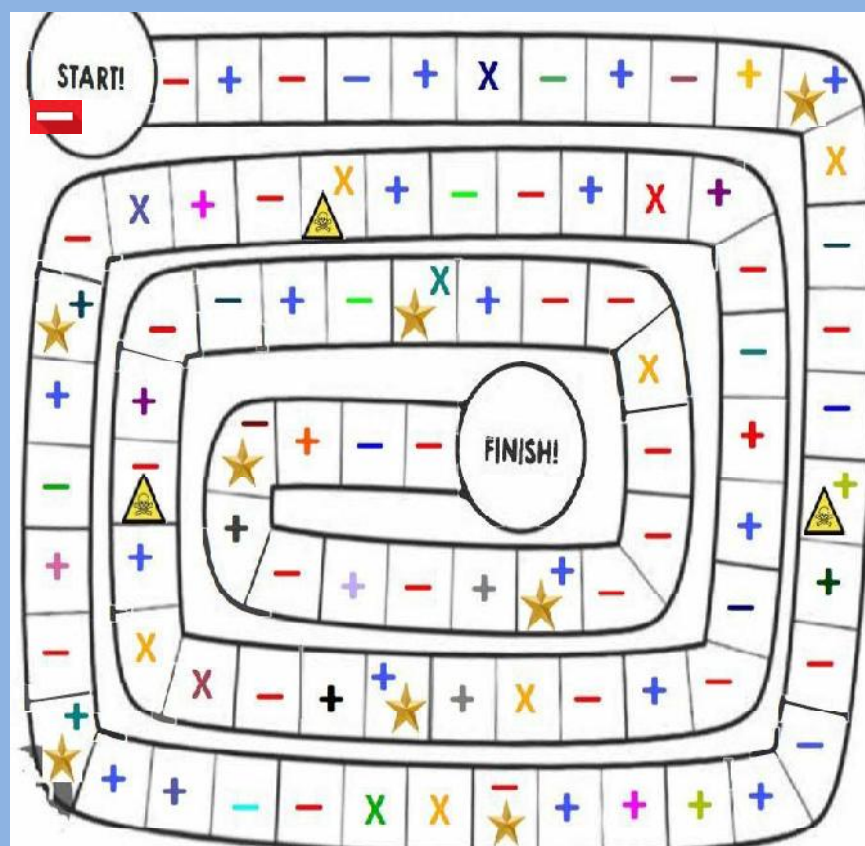
MATHEMATICS

MAKE a BOARD GAME to enhance practice on Mathematical Operations.

MATERIAL REQUIRED:

- 1- 12 X 12 inches Hard Board
- 2- 12 X 12 inches Chart Paper
- 3- Colored Sketch Pens

DRAW the picture on 12 X12 inches Chart Paper given below.



RULES:

- 2 or more than 2 players can play
- Two Dice are required
- IF You land on star collect your REWARD
- You have 3 Dangers on this board kindly be SAFE.
- FINISHED first to become winner.

Make 8 FLASH CARDS FOR REWARD and 3 FLASH CARDS for DANGER SIGN

Mark STAR on FRONT SIDE and Draw a PICTURE on BACK SIDE

MARK DANGER Sign on FRONT SIDE and WRITE FOLLOWING on BACK SIDE

1st Danger Sign: Your **BOTH NUMBERS ON DICE BECOME "0"**

2nd Danger Sign: Your **ONE NUMBER ON DICE BECOME "0"**

3rd Danger Sign: Your **BOTH NUMBERS BECOME SAME**

MAKE CALENDAR OF 2025

CALENDAR



MATERIAL REQUIRED

- 1- WHITE HARD SHEET 5 X 5 inches
- 2- SKETCH PENS
- 3- SCALE
- 4- CARD BOARD (FOR MAKING CALENDAR STAND)
- 5- SOME DECORATIVE ITEMS (Flowers/ Pearls etc.)

MAKE CALENDAR PAGE FROM JANUARY TO DECEMBER
(For reference 2025 calendar given below)

MARK IMPORTANT BIRTHDAYS AND DATES ON YOUR CALENDAR

Kindly Follow given YouTube link to get more idea about calendar.

<https://youtu.be/T567ztRWMZw?si=oVYGefTlq8xifqng>

Forming 3-digit Numbers

SMALLEST possible number				9	1	8
LARGEST possible number				8	9	1
SMALLEST possible ODD number				9	1	8
SMALLEST possible EVEN number				8	9	1
LARGEST possible ODD number				1	8	9
LARGEST possible EVEN number				8	9	1

Hint:
Use greatest number at Hundred (H) Place and smallest number at Once (O) Place

**LEARN AND
WRITE TABLES
FROM 11-15**

FIND THE SUM

- $\underline{\quad} + 4 = 46$
- $79 + 0 = \underline{\quad}$
- $\underline{\quad} + 8 = 29$
- $\underline{\quad} + 5 = 57$
- $\underline{\quad} + 3 = 17$
- $82 + \underline{\quad} = 84$
- $27 + \underline{\quad} = 27$
- $61 + \underline{\quad} = 64$
- $38 + 0 = \underline{\quad}$
- $21 + 3 = \underline{\quad}$
- $\underline{\quad} + 0 = 67$
- $29 + \underline{\quad} = 29$
- $\underline{\quad} + 7 = 27$
- $40 + 6 = \underline{\quad}$
- $42 + \underline{\quad} = 47$
- $\underline{\quad} + 1 = 37$
- $\underline{\quad} + 4 = 36$
- $32 + 3 = \underline{\quad}$
- $\underline{\quad} + 0 = 19$
- $\underline{\quad} + 2 = 46$

NOTE:

- DO it in Maths Worksheet.
- In Maths Book : Do Pages (Revision Time:27,28,29,30 & SOF IMO questions page number 31)

SUBJECT: Environmental Studies

Worksheet1

My Body

Rearrange the letters to find the names of the body parts:

A rea.....

E gel.....

B ahnd.....

F yees.....

C oens.....

G daeh.....

D infegsr.....

H cnek.....

Fill in the blanks

Smell, taste, see, hear, feel

1. I can..... different shapes.
2. I can..... sweets.
3. I canhot milk.
4. I can.....sweet fragrance of flowers.
5. I can..... soft music.

Some parts in our body are in pairs. Write its names and draw their pictures:

.....



.....



.....



Worksheet-2

FAMILY

Q. Fill in the blanks

1. We should our elders.
2. A family has one set of parents.
3. We should help each other by the work.
4. A family has common.....
5. My sister is.....of my parents.
6. My mother's family is my family.
7. My father's brother is my.....
8. In a..... family every member shares the work.

Q2. Paste the picture of your mother and write 5 sentences about your mother


.....

.....

.....

.....

.....




Q3. What do you call these relatives?

1. Your mother's mother.....
2. Your mother's father.....
3. Your father's mother.....
4. Your father's father.....

Activity 1

Make a 2D or 3D family tree using all possible waste material in the house card boards, old plastic glass/plate used gift wraps etc. and paste/draw all the family members picture in it including grandparents, parents, uncle, aunts and cousins.





ACTIVITY 2

The Paper house

Competency-Creativity, Collaboration

Dear Kids

The shape, size and material used in the construction of house has changed over the years. Spend time with your grandparents and discuss with them about the difference in the type of house that you live in now and the type of house, they used to live in, when they were of your age.

Make an attractive 3D Model of the allotted house by reusing and recycling materials like newspaper, old card board sheets, colors etc. with the help of your parents.

Types of House:-

- 1) Hut
- 2) House Boat
- 3) Skyscrapers or Multistorey building
- 4) Tree house



ग्रीष्मकालीन गृहकार्य (हिन्दी)

कक्षा-२



- प्रतिदिन एक पैराग्राफ का लिखित अभ्यास रफ पुस्तिका में करना अनिवार्य है।
- प्रतिदिन अपनी पाठ्य-पुस्तक पठन अभ्यास करना अनिवार्य है।
- अपनी पाठ्य-पुस्तक से नई सुबह के तारे हम व मुर्गा और सूरज कविताएँ याद करिए।
- पाठ्यतर गतिविधि किसी भी पुरानी पत्रिका या अखबार में से शब्दों को काटकर उनको अपने स्क्रेप बुक पर चिपकाना है तथा चित्र चिपकाना है।(आ की मात्रा से अः की मात्रा तक)

प्र१ भाषा के रूपों का चित्रों से मिलान करिए-

मौखिक भाषा

लिखित भाषा



प्र२ चित्रों के आधार पर सही संख्या व शब्द लिखिए -

	२	दो
		
		
		
		
		

प्र३ चित्रों को देखकर दो-दो नाम लिखिए-



प्र४ वर्ग पहेली में से महीनों के नाम ढूँढिए-

जु	मा	र्च	अ	ग	स्त	ड
ला	ड	ट	अ	क्तू	ब	र
ई	सि	त	म्ब	र	ल	फ
अ	ह	जू	न	क	प	र
प्रै	म	न	व	म्ब	र	व
ल	दि	स	म्ब	र	म	री
ड	ज	न	व	री	ई	ज

रचनात्मक कार्य

एक रंगीन चार्ट में राष्ट्रीय प्रतीक लिखिए—



अपनी स्क्रेपबुक में पर्यायवाची चार्ट बनाइए—



Ms. Sunita Agarwal
(Class Rep.)

Ms. Ankur Pathak
(Senior Mistress)

Ms. Simran Sadhwani
(Principal)