



DELHI PUBLIC SCHOOL

CIVIL LINES ALIGARH

Session- 2026-27



HOLIDAY HOMEWORK



Name: _____

Class: I Section: _____ Roll No.: _____



Summer BREAK

Hurray!

Sand And Sun, Summer
Has Begun!



Dear Parents,
Vacation is a welcome break!

Finally, the much-awaited summer vacations are here. So why not utilize this golden period for family reunion and reiterate your family ties with your kids and relatives. Gear up and utilize your time in the best possible manner.

Go ahead with some unique fun activities with your kids. Let's cheer for the 3R's- Rejuvenation, Relaxation and Rebonding !

Dear Students,

Vacation is a time when you connect with your friends, family members and relatives. So, all of you **"FIX A GOAL AND STRIVE HARD EACH DAY TO ACHIEVE IT!"**

Here are few tips for you to follow–

- Reading from colourful illustrated storybooks will develop your language skills.
- Inculcate good manners-**4magicwords` Please, Thankyou, Excuseme, Sorry`**-Use them and see the difference.
- Help your mother to keep the house clean. Do small household jobs like dusting, watering the plants, laying dinner table and so on.
- Plan some outdoor and indoor games.
- Go out for morning walk, talk about things you see around.
- Listen stories from family members and try to narrate them.
- Plan a daily routine for yourself and for your family members .Pen it down and follow it. Spend quality time with your parents.
- Last but not the least-` **Always speak in English with your family members and friends.**'
- Kindly revise the syllabus for all subjects done till the month of May 2026 and do practice of English Writing and sHindi Writing.

ENGLISH WORKSHEET :-1

Name _____

Nouns

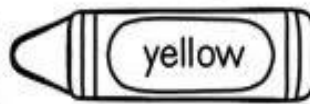

Color all the nouns in the chart according to the code.

Person

Place

Thing

Animal



kitten	yard	sister	snake	baby
child	paper	store	cake	book
zoo	lizard	milk	teacher	school

Write the nouns in the correct column.



Person



Place



Thing



Animal

WORKSHEET :-2



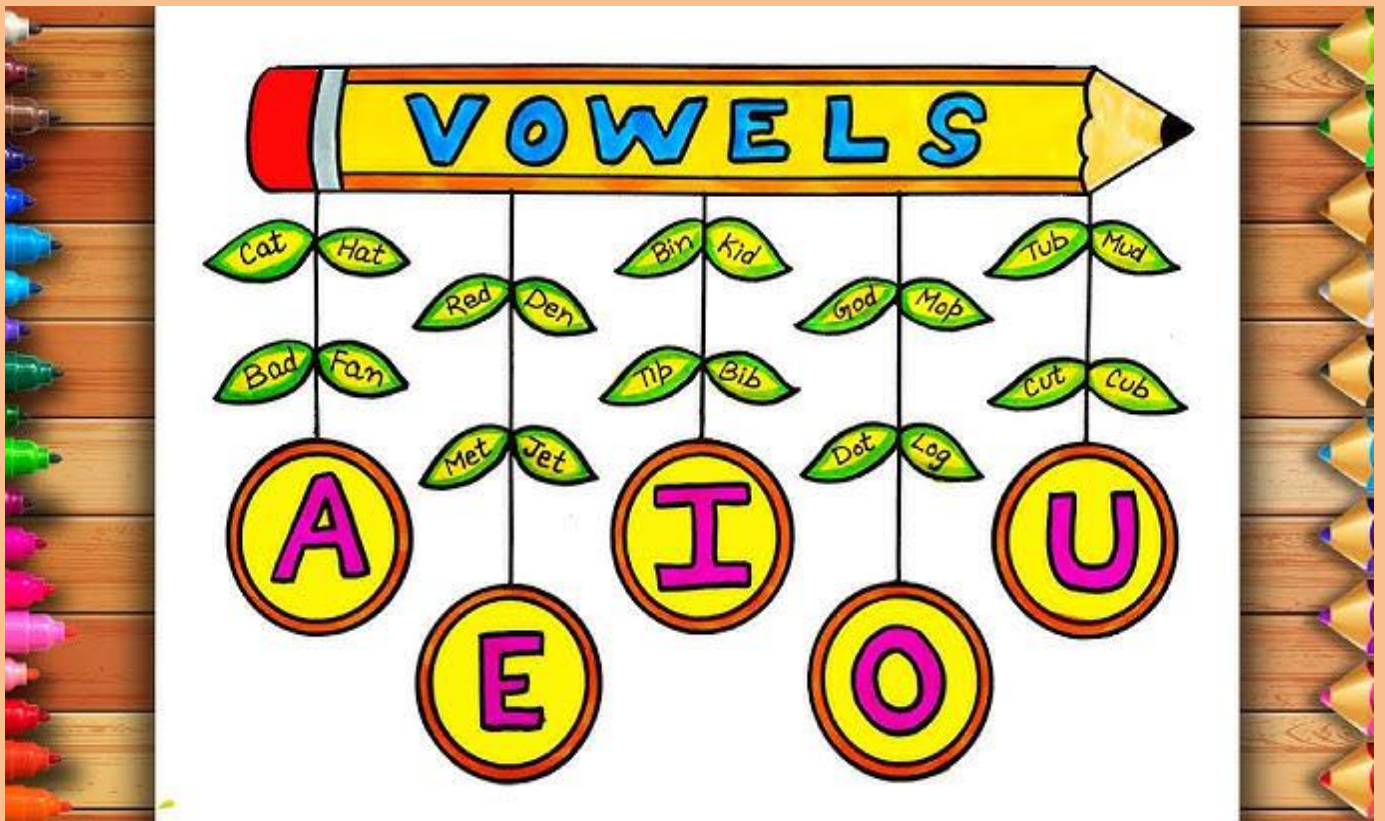
Rhyming Words

"Match the Pairs". Find two words that rhyme and do finger printing in them with the same colour.



PROJECT-

Let's be word gardener! Can you grow more words on each vowel branch? Make an attractive vowel tree as shown in the picture. You can use your creativity.



हिन्दी

हिंदी अवकाश गृहकार्य

- प्रतिदिन रफ कार्य पुस्तिका में लिखित कार्य करना अनिवार्य है।
- प्रतिदिन अपनी पाठ्य पुस्तक से पठन अभ्यास करना अति अनिवार्य है।
- प्रतिदिन मात्राओं का अभ्यास करना अति अनिवार्य है।
- गतिविधि—मात्रा पहचान चक्र बनाना।

हिंदी—



1. चित्रों को देखे और ई की मात्रा से बने शब्द लिखें।

			
चील			
			
			

2. चित्रोंको शब्दों से मिलान करो।




20



- चील
- कील
- हीरा
- दही
- टीवी
- बीस
- जाली

3. नाम वाले शब्द—

चित्र के अनुसार सही शब्द पर निशान लगाओ -



शेर

हाथी

घोड़ा



जग

कप

गिलास



लड़की

लड़का

औरत



लड़का

आदमी

लड़की



तोता

पक्षी

कोयल



चूड़ी

माला

धागा



चश्मा

कपड़े

कुर्सी



धोबी

नाई

डॉक्टर

4. रंगों को खोजिए—

गे	जा	फि	रो	ज़ी	बैं	साँ
रु	के	मु	धा	ग	व	सु
आ	स	मा	नी	ला	ल	न
ना	रि	स	ले	टी	भू	ह
रं	या	फे	खा	पी	का	रा
गी	•	द	की	गु	ला	बी

5.

नीचे दिए गए वर्णों को जोड़कर शब्द बनाइए।



1. स् + अ + ब् + अ = _____

2. श् + ओ + भ् + आ = _____

3. म् + ऐ + ल् + आ = _____

4. ज् + ए + व् + अ + र् + अ = _____

5. श् + अ + ह् + अ + र् + अ = _____

6. च् + इ + म् + अ + ट् + आ = _____

7. ग् + इ + ट् + आ + र् + अ = _____

8. र् + आ + क् + ए + श् + अ = _____

ACTIVITY:-

Parent Note:- Let the Child do independently with little guidance.

Sudoku is a mind game and a puzzle. It uses numbers. Fill in the grids with the digits in such a manner that every column and every 2X2 box should have the digits 1 to 4 without repeating any. * The total remains same vertically.

3	2	4	1
1	4	3	2
4	1	2	3
2	3	1	4

Puzzle 1

	2		1

Puzzle 2

	1	4	

Puzzle 3


	2		1
	4	3	
			3
2		1	

Puzzle 4

3		1	
1			
	3		1
		3	2

WORKSHEET :-1


Circle the number that matches the figure and write number names (in words.)




3 6 4



8 9 10




2 4 3



4 5 7








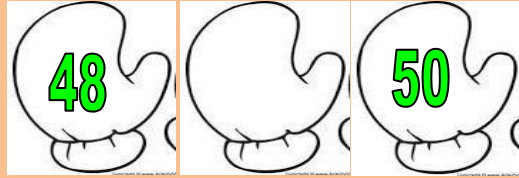
6 3 5



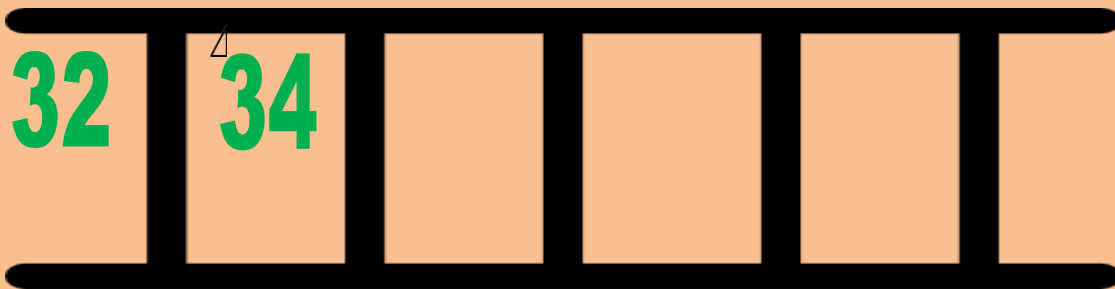
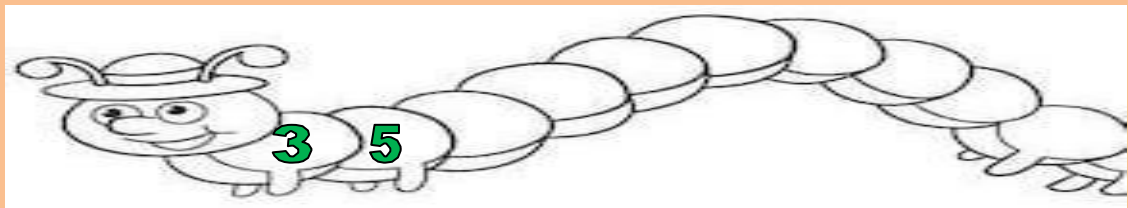

7 8 6

WORKSHEET :-2


Write what comes before, after and between:-





Count by 2's:-



WORKSHEET :-3

Fun Twist: Draw a hungry crocodile  mouth towards the bigger number- Put the sign $<$, $>$, $=$ to show which turtle has the largest number.



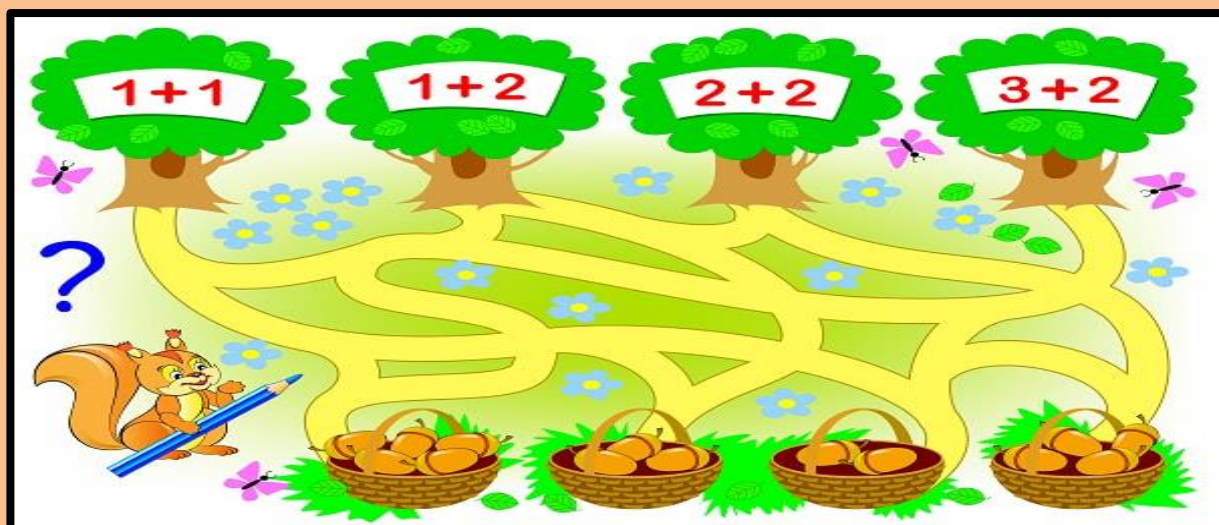
MY COLOURFUL DIY ABACUS MODEL

PROJECT- Create a DIY abacus to understand to understand place value ones tens and hundred using material like cardboard, sticks and colourful beads.



ACTIVITY:-

Help the little squirrel find the correct basket of nuts! Count and solve the sums on the trees. Then draw a line to the basket with the right number of nuts."s



EVS

- Exercise daily to keep yourself healthy and fit.
- Plant one sapling and nurture the same. Watch it grow.
- Make a beautiful bookmark using any of the two sense organs of 10/3 cm size.



WORKSHEET :-1

ALL ABOUT

I am **years old**
I Live with

My Friends Are

I like to watch

My Favorite:

COLOR:


FOOD:

ANIMAL:

Favorite activities

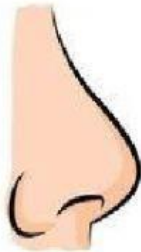
BOOKS:

I am good at

When I grow up I want to be... 

The Five Senses.

Match the pictures to the correct senses.



PROJECT-1

Make a table mat using decorative items so that you could enjoy your lunch break in school by keeping your lunchbox on the beautiful table made by you.

HERE ARE SOME PICTURES TO GIVE AN IDEA

Get your Mat laminated at the end to avoid damage.



PROJECT-2

Make any one 3D item using waste material (eg; Thermocol glass/plate, icecream sticks, Aluminium foil, Broken bangles Matchsticks, Plastic bottles etc.)



HAPPY SUMMER VACATION!



Ms. Sakshi Chawla
(Class Rep)

Ms. Ankur Pathak
(Senior Mistress)

Ms. Simran Sadhwani
(Principal)