



DELHI PUBLIC SCHOOL CIVIL LINES, ALIGARH
HOLIDAY HOMEWORK 2026-27
CLASS – II



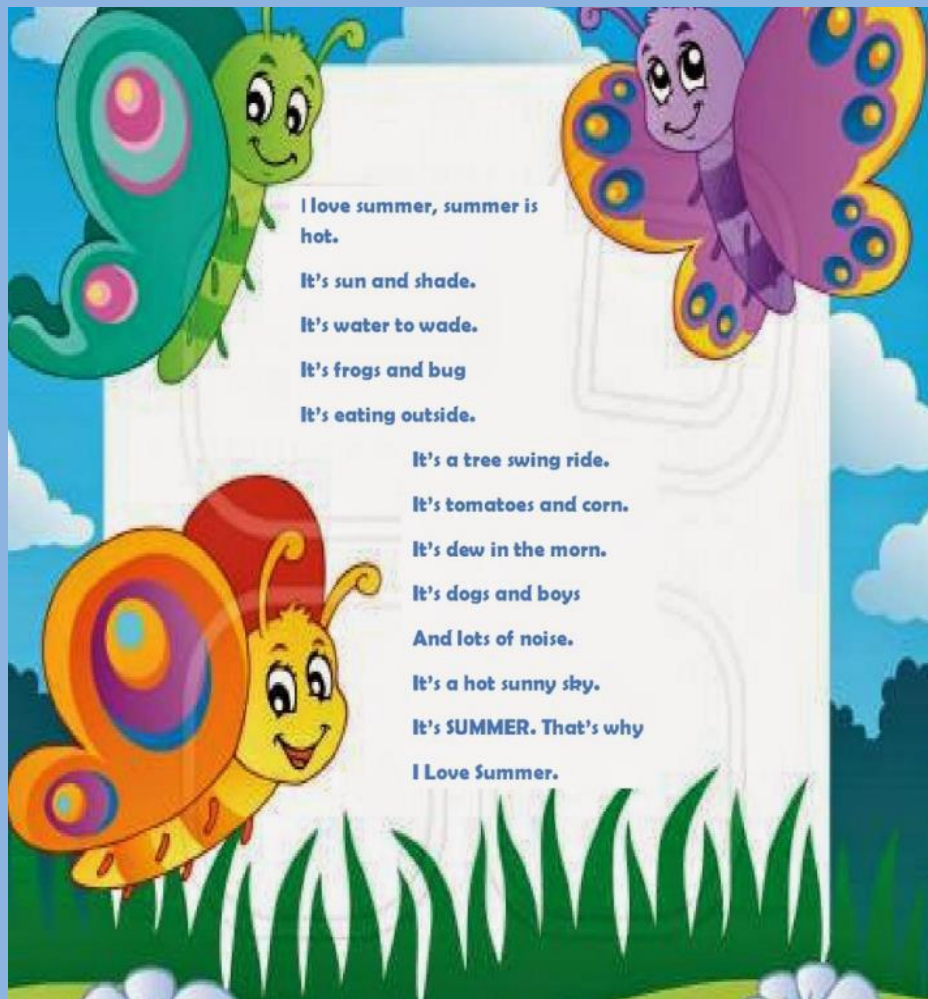
**Summer Vacation
Homework**



NAME _____

CLASS _____

SECTION _____



Dear Parents,

GREETINGS FROM DPS FRATERNITY!

Holidays are special breaks from our everyday schedules, and we all eagerly wait for the summer break. Finally, the much-awaited summer vacations are here!

- Its time to relax and have fun
- It's a great time for you to cherish the little joys of your child.
- It's important to limit screen time and supervise the channels your Child watches.
- Provide valuable guidance and spend quality time with them.
- Make these holidays memorable by creating a nurturing and stimulating environment at home that is full of fun, excitement, and learning.

Here are a few suggestions for Parents:


Engage our student in meaningful conversations every day.

- Make them read a variety of storybooks.
- Assign small household responsibilities to help them become independent.
- Teach them the importance of moral values in their lives.
- Participate in various indoor games with them.

Find a balance between work and play, and let your child grow along the way. The objective of holiday homework is to empower our students to work independently and enhance their academic abilities.

ENGLISH

- Allow them to complete their homework on their own under your guidance.
- Remember to capture the fun moments while engaging in the given activities and paste the corresponding pictures in your album!
- Encourage them to dedicate some time each day to writing one page of English in a thin separate notebook to enhance their handwriting skills.



READING IS FUN!!!

- ❖ Read any one story book of your choice:
- ❖ Then do the activity given below:-

1-The Jungle Book

2-The Legend of Rock Paper Scissors

3-The Day the Crayons Quit.

- Pick out ten new words from the book you read. Make a beautiful Pictionary by writing these words, their meaning and a picture related to the word.
- From the story, choose one character, draw and color it. Then, write three describing words about it.
- **SPEAKING SKILLS**

“Great Communication begins with Connection.”

Summer vacations are the most appropriate time to develop a wonderful bond with the child and enhance the speaking skills of the child along with basic mannerisms. Encourage your ward to use the following statements in daily conversations.

- Greet elders by saying Good Morning/ Good Evening
- Can I invite my friends to spend the evening together?
- Hello papa, how are you feeling today?
- Mumma, how can I help you in household work?
- What did you do over the weekend?
- Say SORRY - When you make a mistake or accidentally hurt someone's feelings.
- Visit the park every day and practice conversation. (Introduce her/him with friends, talking about Nature, observe the surrounding and taking about them etc.)
- Use Magic words SORRY, PLEASE, EXCUSE ME, THANK YOU – to make your conversation polite.
- When someone gives you a gift or does something thoughtful.

Listening
Speaking
Reading
Writing

WRITING SKILLS

Write seven sentences about how you spent time during this summer, with the help of the

Questions below:

1. How did you schedule your day?
2. Did you follow a time-table?
3. Did you help your family with any house work?
4. Did you show your empathy to your pet?
5. Did you miss seeing your School? What you missed a lot?
6. Make the collection of the photographs of the places you visited and write one line about each picture



MATHEMATICS

(Mathematics gives us hope that every problem has its solution)

0 1 2 3 4 5 6 7 8 9

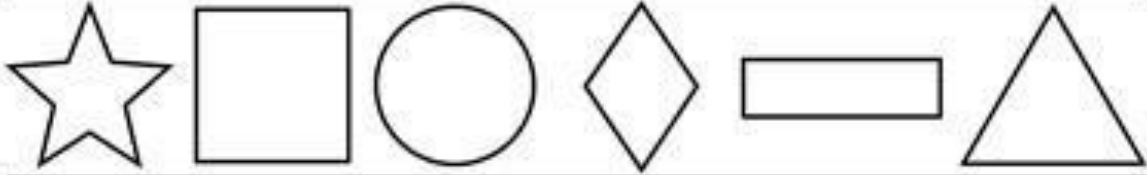
➤ **MAKE TWO HOLDERS ONE FOR EVEN AND ONE FOR ODD**



- Choose the numbers of your own choice from the clouds and form 15 , 3- digits numbers and put even numbers in even number holder and odd numbers in odd number holder.
- Collect some cuttings of headlines of newspaper which have 3- digit numbers and paste them on your scrapbook. Also write their number names.
- Go to any two nearby parks of your locality and count the number of trees in each park. Now compare the two numbers. Which park has more number of trees? Write any two importances of trees in your own words.

Name: _____

Color the shapes in the picture.



Yellow


Red

Orange

Purple

Blue

Green



Read the instructions carefully and solve the worksheet

MENTAL MATHS -

1. Fast Add

Add quickly in your mind:

- a) $24 + 5 =$ _____
- b) $36 + 4 =$ _____
- c) $47 + 3 =$ _____
- d) $18 + 2 =$ _____
- e) $65 + 5 =$ _____

2. Quick Subtract

Subtract without writing:

- a) $50 - 10 =$ _____
- b) $40 - 6 =$ _____
- c) $70 - 20 =$ _____
- d) $35 - 5 =$ _____
- e) $90 - 30 =$ _____

3. Fill the Missing Number

- a) $15 + \underline{\quad} = 20$
- b) $40 - \underline{\quad} = 25$
- c) $\underline{\quad} + 10 = 45$
- d) $60 - \underline{\quad} = 50$
- e) $30 + \underline{\quad} = 60$

4. True or False

- a) $25 + 5 = 30$ ()
- b) $40 - 15 = 30$ ()
- c) $10 + 20 = 30$ ()
- d) $50 - 20 = 40$ ()
- e) $60 + 10 = 70$ ()

5. Double It!

- a) Double of 4 = _____
- b) Double of 7 = _____
- c) Double of 9 = _____
- d) Double of 6 = _____
- e) Double of 10 = _____

6. Number Patterns

- a) 2, 4, 6, ,
- b) 10, 20, 30, ,
- c) 5, 10, 15, ,

7. Smart Word Sums

- a) You have 10 pencils. You get 5 more. How many now?

- b) There are 20 birds. 7 fly away. How many are left?

8. Make 10 Fast

Circle two numbers that make 10:

(3, 7, 4, 6, 2, 8)

(5, 5, 1, 9, 0, 10)

9. Which is Bigger?

Write $>$, $<$, or $=$

- a) 25 _____ 32
- b) 40 _____ 40
- c) 18 _____ 15
- d) 50 _____ 45
- e) 60 _____ 70



BONUS – Brain Boost

What is 10 more than 45?

Answer: _____

10. One More, One Less

Fill in:

- a) One more than 34 = _____
- b) One less than 50 = _____
- c) One more than 19 = _____
- d) One less than 60 = _____
- e) One more than 9 = _____

SUBJECT: Environmental Studies

Worksheet1

My Body

Rearrange the letters to find the names of the body parts:

A rea.....

E gel.....

B ahnd.....

F yees.....

C oens.....

G daeh.....

D infegsr.....

H cnek.....


Fill in the blanks

Smell, taste, see, hear, feel

- 1. I can..... different shapes.
- 2. I can..... sweets.
- 3. I canhot milk.
- 4. I can.....sweet fragrance of flowers.
- 5. I can..... soft music.

Some parts in our body are in pairs. Write its names and draw their pictures:

.....



.....



.....



Worksheet-2

FAMILY

Q1. What do you call these relatives?

- 1. Your mother's mother.....
- 2. Your mother's father.....
- 3. Your father's mother.....
- 4. Your father's father.....

Q2. Paste the picture of your mother and write 8 lines about your mother

.....

.....

.....

.....

.....

.....

.....

.....

1. MAKING A 'THANK YOU' CARD(BEST OUT OF WASTE)

Helpers are the people who help us everyday,for example- a nurse, a teacher,a peon, a gardener, a postman, a driver, a sweeper etc. So, collect old greeting cards, gift wrappers, buttons, ribbons etc. and make a THANK YOU CARD using A-4 sized sheet for a helper in your school.



ANIMAL - Make an animal mask using colourful papers, buttons , ice cream sticks , glitters
Etc. Learn 5-6 lines on the animal you have made.



TRASH AND JUNK POSTER

Children will make healthy plate on which they ll paste the pictures of healthy food
On the other side trash bin will be made with the help of chart paper and junk food pictures
will be pasted on it.




ग्रीष्मकालीन गृहकार्य (हिन्दी)

कक्षा-२



हिन्दी



- प्रतिदिन एक पैराग्राफ का लिखित अभ्यास पुस्तिका में करना अनिवार्य है।
- प्रतिदिन अपनी पाठ्य-पुस्तक पठन अभ्यास करना अनिवार्य है।
- अपनी पाठ्यपुस्तक से हुआ सवेरा व चिड़िया कविताएँ याद करिए।
- पाठ्यतर गतिविधि किसी भी पुरानी पत्रिका या अखबार में से शब्दों को काटकर उनको अपने स्क्रेप बुक पर चिपकाना है तथा चित्र चिपकाना है।(आ की मात्रा से अः की मात्रा तक)

प्र१ भाषा के रूपों का चित्रों से मिलान करिए-

मौखिक भाषा

लिखित भाषा



प्र२ सही संख्या लिखिए -

20

....

....

....

....

24

....

....

....

....

22

....

....

....

....

2

प्र३ चित्रों को देखकर दो-दो नाम लिखिए-



.....

.....

प्र४ वर्ग पहली में से बीस सब्जियों के नाम ढूँढिए-

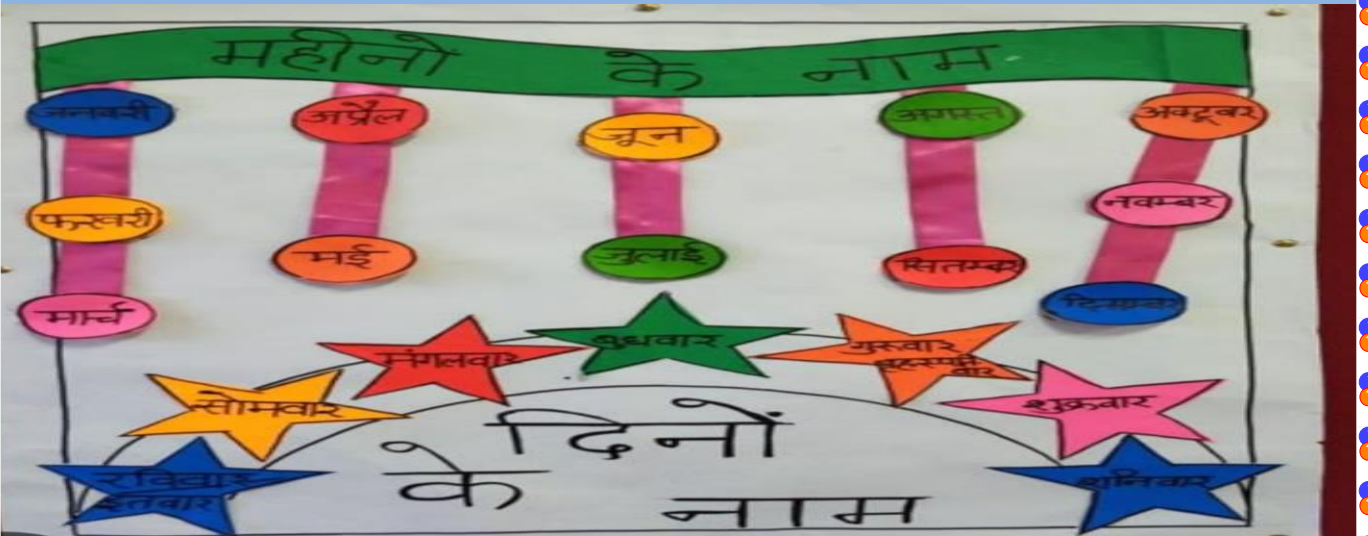
तो	अ	फ्रें	च	बी	न्स	लौ	मू	पु	दी	ना
ध	री	द	प	म	की	गा	ली	प्या	से	ह
नि	बैं	अ	र	बी	श	ल	ज	म	ग	री
या	ग	भिं	व	क	क	रू	टिं	र	वा	मि
चौ	न	डी	ल	पा	र	डा	म	क	र	र्च
ला	ब	क	म	ल	क	क	ड़ी	ट	स	फू
ई	रे	थु	चा	क	न्द	रें	हू	ह	र	ल
ला	में	थी	आ	लू	लो	दा	ज	ल	सों	गो
शि	म	ला	मि	र्च	बि	न	बं	द	गो	भी
ट	मा	ट	र	सो	या	ब्रो	क	ली	खी	रा

रचनात्मक कार्य

निम्न शब्द भेद का एक रंगीन चार्ट बनाइए—



अपनी स्क्रेपबुक में महीनों व सप्ताह के दिनों चार्ट बनाइए—



Ms. Priya Rajput
Class Rep

Ms. Ankur Pathak
Senior Mistress

Ms. Simran Sadhwani
Principal