



DELHI PUBLIC SCHOOL CIVIL LINES ALIGARH

HOLIDAY HOMEWORK

ENGLISH



MATHEMATICS



SCIENCE



HINDI



SOCIAL SCIENCE



LEARN,
EXPLORE,
GROW
TOGETHER!



DELHI PUBLIC SCHOOL CIVIL LINES ALIGARH

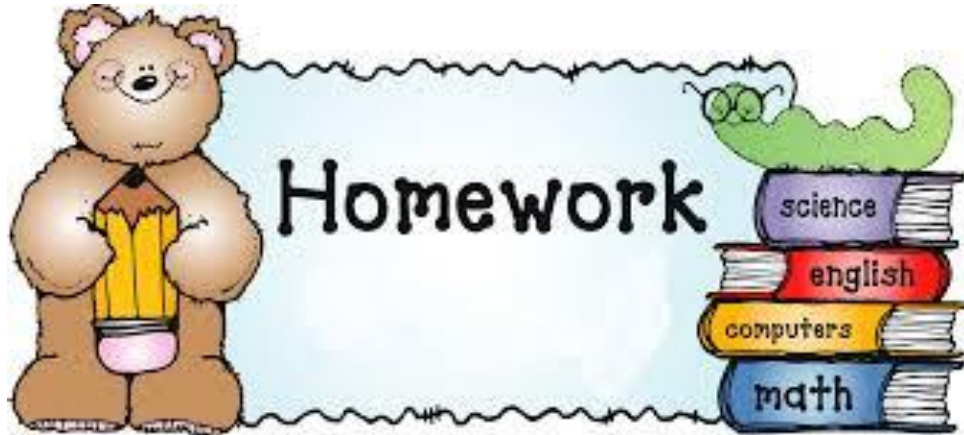
HOLIDAY HOMEWORK (2026-27)

CLASS - V

“Genius is one percent inspiration and ninety-nine percent perspiration. As a result, a genius is often a talented person who has simply done all of his homework.”

Thomas A. Edison

Enjoy a joyful and enriching summer break!



English

My Holiday Diary:


- Write 5–7 diary entries about your summer holidays (in a thin separate notebook /diary). Include interesting facts, photos, maps, and must-visit attractions. Include places visited, activities done, and special memories.

Vocabulary Treasure Hunt:

- Find and write 20 new English words (on a colourful A-4 size sheet) from newspapers, storybooks, or magazines. Write their meanings and also their synonym & antonym.

Reading Challenge:

- Read one short storybook and write:
Name of the book
Author’s name
Theme/Moral of the story.



Aim: Make a Seed Dispersal Model (DIY Project)

Prepare a **working or 3D model** to show how seeds are dispersed by different methods i.e by wind, water and animals.

Instructions:

- Divide your model into three sections: Wind, Water, and Animals
- Use materials like cotton, paper, real seeds, and colours
- Show how seeds travel in each method using labels and arrows
- Write 2–3 lines explanation for each type of dispersal
- Keep the model neat, creative, and well-labelled

NOTE-

A 10 QUESTION SCIENCE WORKSHEET WILL BE UPLOADED ON "CAMPUS CARE 10X APP" (ENTAB). KINDLY COMPLETE IT IN YOUR SCIENCE FAIR NOTEBOOK AS PART OF YOUR HOLIDAY HOMEWORK.

Social Studies

World Map Projects (With Live Models)

Project 1: “Spinning World Globe Model”

Concept: Continents & Oceans

Make a rotating globe using:

Ball (thermocool/plastic)

Stick + base

Mark:

7 continents

5 oceans

✦✦ Live feature: Globe should rotate

✍️ Add labels + color each continent

Project 2: “Rainfall & Climate Model”

Concept: Climate Zones

✋ Make a 3D world map

Show tropical, temperate, polar zones

✦✦ Live feature:

Use spray bottle to show “rainfall”

Cotton for clouds ☁️

✍️ Label hot, cold, rainy regions

Project 3: “Day & Night Earth Model”

Concept: Earth Rotation

✋ Make a globe with a torch (sun)

✦✦ Live feature:

Rotate globe to show day & night

✍️ Explain:

Why day & night happen

🎨 Pro Tips (to make it WOW level):

Use LED lights 💡 for effects

Add labels neatly

Use recycled materials ♻️

Keep it strong (so it doesn't break 😊)

Hindi

भाषा विकास कार्य

1. प्रतिदिन एक पृष्ठ सुंदर सुलेख लिखिए।

रचनात्मक कार्य

पर्यावरण के प्रति संवेदनशीलता और पर्यावरण संरक्षण के प्रति जागृत करने वाला पोस्टर बनाइए और स्लोगन लिखिए

नोट गृह कार्य हेतु अलग उत्तर पुस्तिका बनाएँ।

+ Math

Theme- Mathematics Around Me

Group 1 (Money and Bills)

Roll No. (1 to 15)

- Money Poster - Make a poster by using fake currency notes
- Bill Book - Sample bills from grocery, stationery etc.(atleast 5 bills)

Group 2 (Time and Calendar)

Roll No (16 to 30)


- Weather Poster - Make a weather poster for any 15 days of your summer vacation ie. record the temperature and also observe on which day temperature was lowest/highest.
- Make a Roman numerals calendar of year 2026 of your birthday month with all the important dates marked on it.

Group 3 Addition and Subtraction

Roll No (31 to last Roll No.)

- DIY board game (like snake and ladders with +/- steps)
- Flash Cards with story based word problems related to real life (5 flash cards)

NOTE- A 20-QUESTION MATHEMATICS WORKSHEET WILL BE UPLOADED ON ENTAB. PLEASE COMPLETE IT IN YOUR FAIR NOTEBOOK AS PART OF YOUR HOLIDAY HOMEWORK.





Art

You are required to complete the following holiday homework in your drawing file:

Choose any one of the topics given below and create it neatly using colors:

1. Save Water Awareness Poster

Design a creative poster showing the importance of saving water. Add a meaningful slogan such as “Save Water, Save Life” and include visuals like taps, rivers, or people conserving water.

2. Space Exploration Scene

Draw an imaginative space scene showing astronauts, rockets, planets, stars, and galaxies. You can create your own creative version of space exploration.

Note:

- Focus on neatness, creativity, and proper coloring.
- Add details and background to make your work more attractive.
- Complete the work in your drawing file only.
- Submit your homework on the first day after the holidays.

**Holiday
Homework**

📁 Instructions for Submission

- Submit all assignments in a well-organized folder.
- Label each subject clearly.
- Add illustrations, photographs, or decorations to enhance your work.
- 📅 Submission Date: On the first day of school reopening.
- 🌟 Bonus Stars for originality, neatness, and creativity!



Ms. Shubha Pathak

(ClassRep.)

Mr. Arjun Singh Rana

(Coordinator)

Ms. Simran Sadhwani

(Principal)