



DELHI PUBLIC SCHOOL, CIVIL LINES ALIGARH

HOLIDAY HOMEWORK (2026-27)

CLASS VIII

“TALENTS SHINES FOR A MOMENT, BUT DAILY EFFORT SHINES FOR LIFE”

DEAR STUDENTS,

THE HOLIDAYS ARE A PERFECT TIME TO REFRESH YOUR MIND, EXPLORE NEW IDEAS,
AND STAY CONNECTED WITH LEARNING IN CREATIVE WAYS.

COMPLETE YOUR HOLIDAY HOMEWORK NEATLY, CREATIVELY, AND SUBMIT IT ON TIME.

SUBJECT: ENGLISH

(Theme: Expression, Imagination & Real-Life Connection)

1. Time Capsule Letter

Write a letter to your future self (10 years later).

Include:

Your current life, dreams, and fears

What kind of person you hope to become?

Questions you want your future self to answer

✦ Twist: Seal it in an envelope labeled “Open in 2036”

2. News Report Writing

Imagine something unusual has happened during your holidays (real or fictional).

Write a news report (120–150 words) including:

Headline

Date & place

Eyewitness account

Conclusion

 **Examples:**

“A Mysterious Creature Spotted in My City”

“A Day When Electricity Disappeared”



3. Visual Vocabulary Board 🌀

Choose 10 new words and present them creatively:

For each word:

Meaning

One sentence

A small drawing or symbol

📝 **Example format:** Word + Sketch + Usage

4. Reflective Writing 📖

Write about:

📝 "A Moment I Felt Proud of Myself" (120–150 words)

Focus on:

What happened

Why it mattered

What you learned about yourself

Presentation Rules:

Keep it neat, structured, and well-labeled


Use headings, margins, and creativity

SUBJECT: हिंदी

प्रश्न -1. पुस्तक पठन और समीक्षा:

कोई एक हिंदी कहानी की पुस्तक पढ़ें (जैसे: पंचतंत्र, अकबर-बीरबल, प्रेमचंद की कहानियाँ) और किन्हीं दो कहानियों की समीक्षा करें-

- कहानी का शीर्षक
- लेखक का नाम
- मुख्य पात्र
- कहानी का सार
- आपको क्या अच्छा लगा



प्रश्न- 2 . विद्यालय को पहले से सुंदर और अनुशासित बनाने हेतु दो मित्रों के बीच संवाद लिखिए।

प्रश्न- 3. गौरैया पक्षी के संरक्षण के लिए छुट्टियों में अपने घर की छत पर पक्षी घर बनाइए, उनके लिए दाना-पानी रखिए। उनका चित्र फाइल में लगाइए, साथ ही इस कार्य को करने का अनुभव लगभग 80 शब्दों में लिखिए।(पक्षी घर बनाने के लिए घर में बचे हुए सामान(best out of waste) का प्रयोग करें)

प्रश्न - 4. घर में पानी , बिजली आपने कैसे बचाया? स्क्रीन कम से कम उपयोग किया। रात को जल्दी सोए, सुबह जल्दी उठे, योग किया,.... छुट्टियों की दिनचर्या पर आधारित किन्हीं 5 दिनों के अनुभव लिखिए ।


(Note: सभी कार्य A4 sheet पर फाइल में बनाकर लाएं।)



SUBJECT: MATHEMATICS

PROJECT 1: "Square Root Spiral – The Wheel of Theodorus" (ROLL NOS. 1-13)

Concept: Pythagoras Theorem + Square roots as lengths



Task:

1. Construct: On A3 sheet, make a "Square Root Spiral" for $\sqrt{2}, \sqrt{3}, \sqrt{4} \dots \sqrt{17}$ Start with isosceles right triangle of side 1 cm. Each new triangle uses previous hypotenuse as base.
2. Measure: Label each hypotenuse as
3. Decorate: Color it like a snail shell/nautilus. This is called Wheel of Theodorus.

Submit: A3 spiral chart + 5-line report: "Where do we see square roots in nature?"

PROJECT 2: "Perfect Square Floor Planner" (ROLL NOS. 14-26)

Concept: Area = side², Square numbers in real life



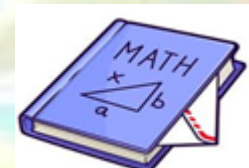
Task:

1. Measure: Your room floor with measuring tape. Let's say it's 3.2 m × 2.8 m = 8.96 m²
2. Problem: You want to use square tiles with no cutting. Find largest possible square tile size so floor is covered exactly. Hint: Find perfect square factors.
3. Model: On graph paper, draw your room to reduced scale. Show tile layout using 2 different perfect square tile sizes: 10cm × 10cm and 20cm × 20cm. Which has less wastage?

Visit a tile shop/click photo. Why are most tiles 1ft × 1ft or 2ft × 2ft? Relate to perfect squares.

PROJECT 3: "Digital Square Root Detector" (ROLL NOS. 27-40)

Concept: Estimation of square roots, Non-perfect squares



Task:

1. Code-free App: Use MS Excel/Google Sheets. Make a "Square Root Estimator".
 - Column A: Enter any number n
 - Column B: Formula =SQRT(A1)
 - Column C: Formula =IF(INT(B1) =B1,"Perfect Square", "Non-Perfect")
2. Test: Enter 50 numbers from 1-200. Make a bar graph: How many perfect squares between 1-200?

SUBJECT: SCIENCE

The holiday HW is designed to help you to connect science with real life. Complete the activities neatly in a scrapbook with pictures, diagrams, and observations wherever required.

1.Science News Diary

Collect and paste 5 recent science-related news articles and write 4-5 lines about each.

2.Holiday Homework: Poster presentation on Given Topics

The students will prepare a poster presentation including the given points according to given topics as per their roll no.

- A) Electric Cell Roll no 1,5,9,13,17,21,25,29,33
Introduces family, defines what is a cell?
- B) Voltaic Cell Roll no 2,6,10,14,18,22 ,26,30,34
History, construction, 1 use, 1 drawback
- C) Dry Cell Roll no 3,7,11,15,19,23 ,27,31,35
Construction, why no leakage, 2 uses, 1 drawback
- D) Rechargeable Battery Roll no 4,8,12,16,20 ,24 ,28,32,36
Types, why rechargeable, 2 uses, 1 advantage



3. My Favourite Science Experiment

Write about one simple science experiment you performed at home. Explain the materials used the procedure, and what you observed from the experiment.

- Aim
- Materials
- Procedure
- Observation
- Conclusion

Science
it's
LIKE
Magic
BUT
Real

SUBJECT: SOCIAL SCIENCE (HISTORY)

Ch – 2: The Changing Political Landscape of India

Theme: “Travel Through Medieval India”


✦ Instructions

Complete the work neatly in your **History Fair Notebook** using colors, drawings, maps, and creative designs. All activities should be done independently and submitted on time.

1. “Mini Kingdom Cards” Activity 🏰

Prepare 5 colourful Flash Cards on the following rulers/kingdoms:

- Delhi Sultanate
- Akbar
- Aurangzeb
- Rajputs of Chittorgarh
- Ahoms of Assam



Each flash card must include:

- ✓ A small picture/drawing of the ruler or kingdom
- ✓ Two important facts
- ✓ One famous achievement
- ✓ One symbol/logo related to the kingdom

🌀 Creative Touch:

Decorate the border of each card differently according to the kingdom’s style and culture.


2. Creative Map Work ☐

On an outline political map of India, mark the following places:

- a) Delhi b) Chittorgarh c) Assam d) Agra

Then colour and label:

* Mughal Empire – in one colour



- * Delhi Sultanate – in another colour
- * Ahom Kingdom – in a different colour

✦ **Add:**

- ▶ A suitable title
- ▶ Proper map key/legend
- ▶ Neat labelling



SUBJECT - SOCIAL SCIENCE (GEOGRAPHY)

Every region of India is rich in certain natural resources - such as forest, minerals, fertile soil or water bodies. Find out the natural resources which are available in abundance in your state.

In your response, select anyone resource and write a report of that resource by including the following points:

- Identify the major natural resource of your state.
- Explain how this resource is being used (for industries, agriculture, energy etc.)
- Discuss the consequences of its overuse/misuse- both positive and negative.
- Suggest some measures for the conservation of this resource.



Note: Present your finding as a short report (2-3 pages) with pictures, data, newspaper cuttings for reference in your geography note book.

{Helping Notes: - Uttar Pradesh is rich in renewable resources such as water, fertile soil, sunlight. Besides this, it has rich deposits of non-metallic minerals too, like limestone, andalusite, silica sand, pyrophyllite, dolomite, China Clay etc.}



- ☞ MAKE YOUR HOLIDAYS MEANINGFUL
- ✦ LEARN SOMETHING NEW
- 🕒 COMPLETE YOUR WORK ON TIME
- ♥ SPEND QUALITY TIME WITH FAMILY
- 📖 KEEP READING AND EXPLORING

MS. Selvet Wasi
(Class Representative)

Mr. Devashish Das Gupta
(Coordinator)

Mr. Sharad Agarwal
(Vice Principal)

Ms. Simran P. Sadhwani
(Principal)