



**DELHI PUBLIC SCHOOL CIVIL LINES ALIGARH**

**SESSION 2026-27  
CLASS—PREPARATORY**

**NAME** \_\_\_\_\_

**CLASS** \_\_\_\_\_


**SECTION** \_\_\_\_\_

2  
0  
2  
6-  
2  
7



**Holiday Homework**





**“Holidays are a lot of fun  
For you, me and every one!  
Let’s take a walk in the park  
Learn about a tree and its bark  
Interesting are the stories  
Fairy tales of morals and glories!  
Melodies are the songs  
Of the world to which we belong.  
Refreshing it is to swim  
A good exercise of legs and limb.”**

**Tips to remember: -**

1. Try and do the Holiday homework by yourself. You may take help from your parents for doing project activities.
2. Do colouring with proper strokes.
3. Create family reading time with your parents.
4. Explore your creative side – be it art, music or dance.
5. You are growing up, try to be more independent. Take responsibility for yourself. e.g. After eating keep your plate yourself in the sink.
6. Keep your room clean toys and books should be organized.
7. Practice hygiene.
8. Remember to converse in English with family and friends.
9. Be polite while speaking and talk softly.
10. Play some outdoor games in the early morning and in cool evening hours.
11. Practice walking on a straight line drawn on the floor with smart steps.
12. Wake up early as sun rises. Love nature and nature will love you back. Feed the birds with grains and keep a bowl of water outside in the balcony for the birds to drink.



**Skills: Language, Cognitive, Fine motor & Life Skills.**

**Learning Objectives:**

- Development of vocabulary, Reading & Writing skills.
- Development of self-help & Problem-Solving skills.
- Development of Aesthetic Appreciation and creativity.

**Estimated Time: 1 hour Everyday**

## **REVISE AND PRACTICE**

### **English**

- Revise vocabulary & phonic sounds of all the letters from A-Z from your English book.
- Do writing practice of capital & small letters, two and three letter words in a separate thin notebook.
- Do reading practice of (a & e sound words) from your book.

### **Hindi**

- Revise स्वर & व्यंजन along with their vocabulary from your book.
- Do writing practice of स्वर & व्यंजन and two letter words in a separate thin notebook.
- Do reading practice of two letter words and sentences from your Hindi book.

### **Maths**

- Revise oral counting from 1-50 and number names from 1-10.
- Do writing practice of counting from 1-50 by TO Method and number names (1 to 10) in your separate thin notebook



# MISSING VOWEL

Write the missing vowel in the given blank.

(a, e, i, o, u)




C \_ \_ w



S \_ \_ n



M \_ \_ t



P \_ \_ g



B \_ \_ x



B \_ \_ s



T \_ \_ p



H \_ \_ t



K \_ \_ y



Z \_ \_ p



D \_ \_ g



M \_ \_ g



B \_ \_ d



B \_ \_ g



J \_ \_ g



H \_ \_ n



P \_ \_ n



F \_ \_ n



R \_ \_ t




N \_ \_ t



L \_ \_ g

# Let's read and colour-

1. The sun is yellow.
2. I saw a blue bird in the sky.
3. The grass is green.
4. There is an owl on the fence.
5. The owl is orange and the fence is gray.
6. The flowers are red.



# CVC Read and colour-

Color the **ab** words.

man

cab

lab

tab

Color the **ad** words.

dad

had

mad

mug

Color the **ag** words.

bag

tag

hug

sag

Color the **am** words.

yam

ham

pot

jam

Color the **an** words.

can

pan

ran

net

एक अक्षर के साथ अलग-अलग अक्षर जोड़कर शब्द बनाइये ।

क

ल

कल

म

कम

प

कप

फ

ल

न

ट

स

र

ब

च

आ

प

म

ग

ह

म

ल

क

म


न

ल

र

दिए गए अंकों की सहायता से दो वर्णों वाले शब्द बनाए ।

1	2	3	4	5	6	7	8
व	स	ल	त	ह	ब	क	श



# NUMBERS 1-10

Unscramble

1 E N O

X S I 6

2 W O T

N E V S E 7

3 H E T R E

G E T H I 8

4 O U F R

N E N I 9

5 V E I F

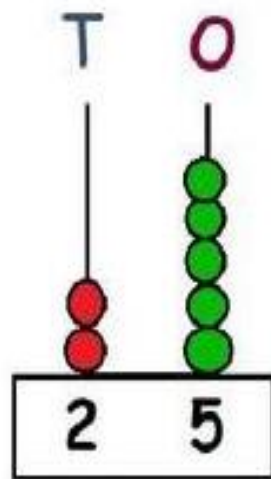
E N T 10

# Abacus worksheet

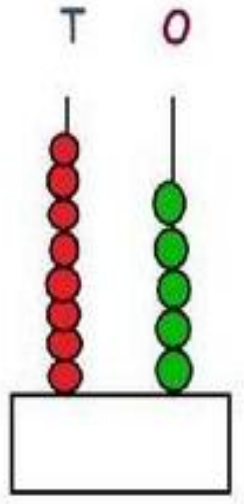
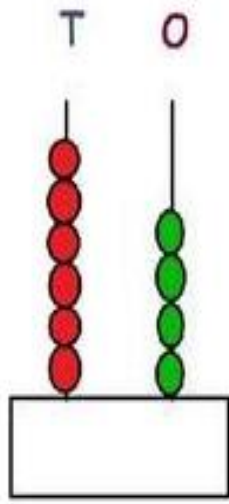
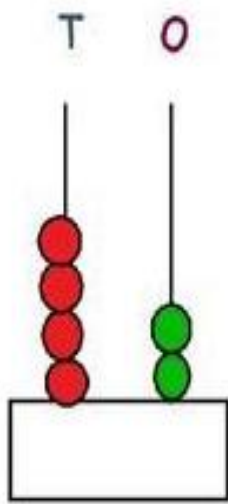
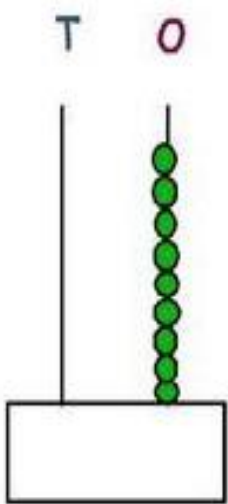
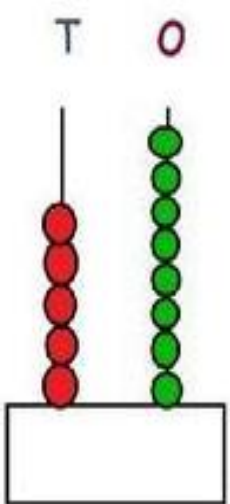
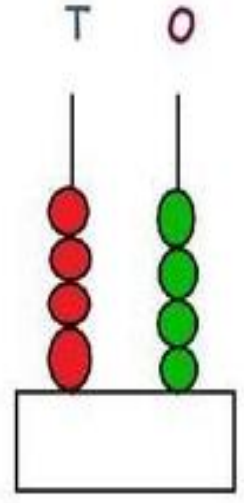
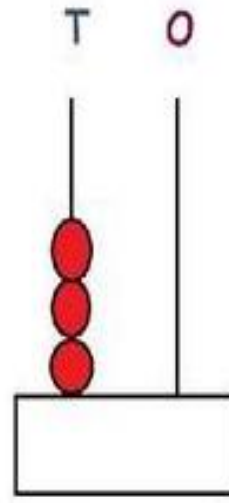
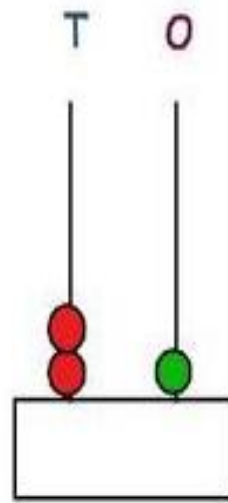
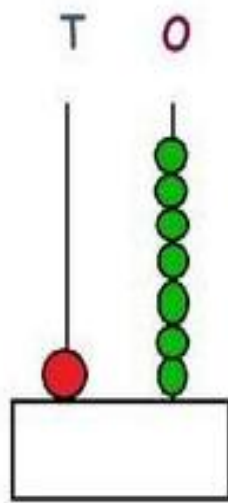
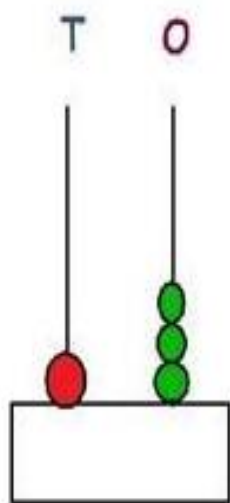
Count the beads and write the place value.

O - ones place

T - tens place



$$25 = 2 \text{ tens} + 5 \text{ ones}$$
$$= 20 + 5$$





Find the hidden alphabet letters hidden in the picture and colour the scene.



# I Can Write My Name



My name starts with  
the letter...

My name has  
this many letters

I can write my name like this...

--	--	--	--	--	--	--	--	--

I can write my name like this...

---


---

---


Draw a face to match the emotion



Happy



Angry




Surprised



Sad

# Colour the picture



Two pencils are  
red.

Two pencils are  
purple.

One is blue.


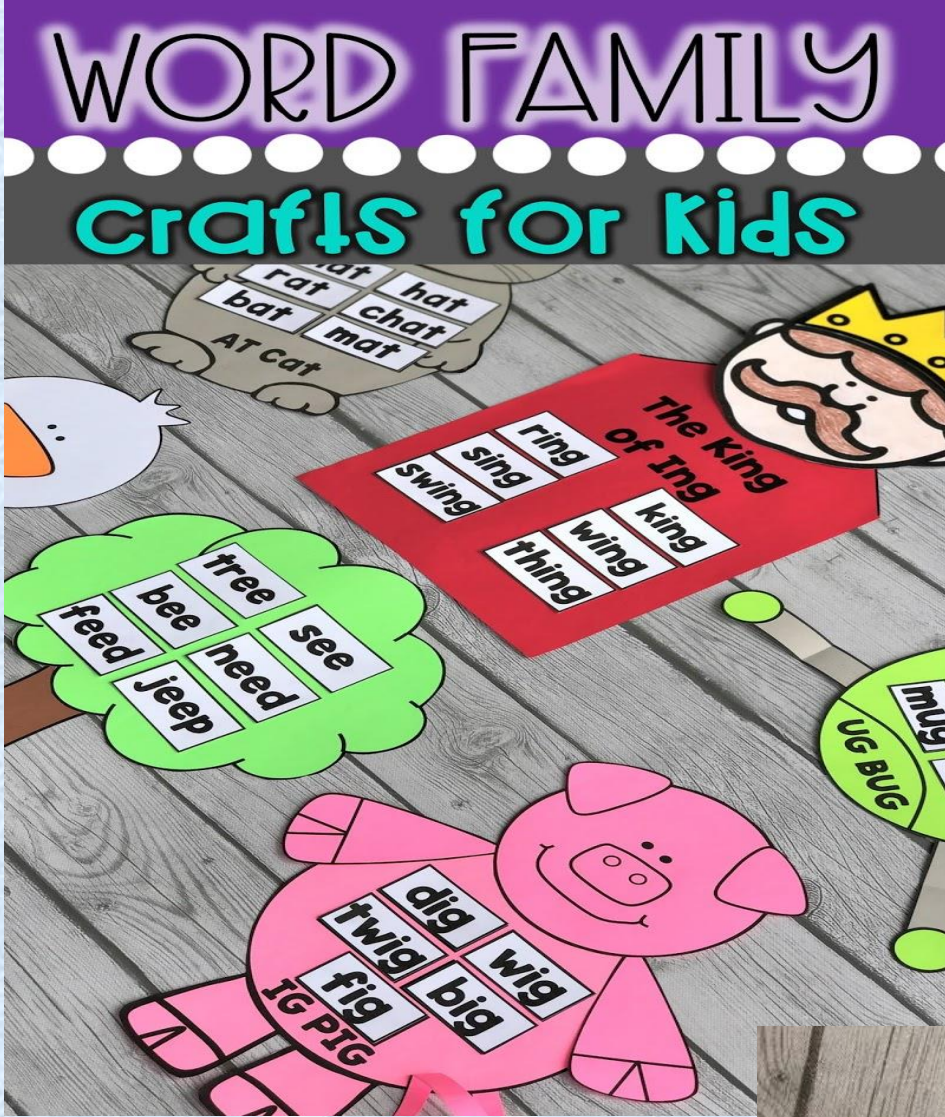
The pencil cup is  
red and yellow.

One is green.

# PROJECTS

## ENGLISH CRAFT ACTIVITY—

Choose any two words family from the given images and design an attractive craft using coloured papers and glitter sheets-




**HINDI CRAFT ACTIVITY—** Select any one project from the given ideas and design an attractive craft using coloured papers and glitter sheets-

# WORDS DICTIONARY



# PIN WHEEL FOR TWO AND THREE LETTER WORDS

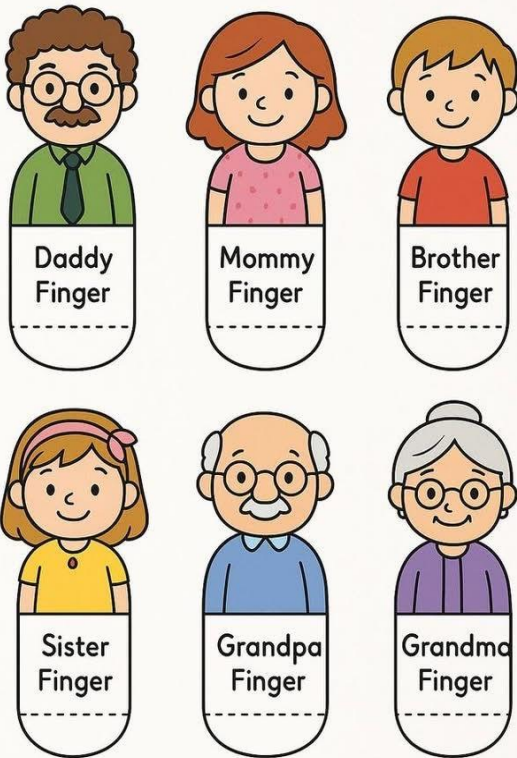


## MATHS PROJECT WORK: -



## EVS PROJECT WORK:

### FAMILY FINGER PUPPETS



Daddy finger, Daddy finger, where are you?  
Here I am, here I am. How do you do?

Mommy finger, Mommy finger, where are you?  
Here I am, here I am. How do you do?

Brother finger, Brother finger, where are you?  
Here I am, here I am. How do you do?

Sister finger, Sister finger, where are you?  
Here I am, here I am. How do you do?

Baby finger, Baby finger, where are you?  
Here I am, here I am. How do you do?

*Ms. Maruti Gaur*

Ms. Maruti Gaur  
Class-Rep

*Ms. Ankur Pathak*

Ms. Ankur Pathak  
Senior Mistress

*Ms. Simran Sadhwani*

Ms. Simran Sadhwani  
Principal